

BOARD MEETING - NOVEMBER 16, 2023**PAYROLL**

9/15/2023	\$ 2,496,693.09
10/13/2023	\$ 2,580,799.26
10/31/2023	\$ 1,801,826.70

ACCOUNTS PAYABLE

10/12/2023	\$ (1,000.00)
10/13/2023	\$ 204,799.05
10/18/2023	\$ 57,972.00
10/26/2023	\$ 23,839.00
11/16/2023	\$ 1,140,719.27

TOTAL	\$ 8,305,648.37
-------	-----------------

Starting date 9/15/2023 Ending date 9/15/2023

Chk#	Date	Rec date	Code	Vendor name	Check Comment	Check amount
101280	H 09/15/23		950	PAYROLL DEDUCTION ACCOUNT	SEPTEMBER #1	93,947.46
	4J0005	09/15/23	Db 10-142 / Cr 10-101			\$93,947.46
		10-08 - - - -		SEPTEMBER #1	09/15/23	\$93,947.46
101281	H 09/15/23		950	PAYROLL DEDUCTION ACCOUNT		34,375.58
	400795	07/11/23	2023/2024 SOCIAL SECURITY			\$34,375.58
		11-000-291-220-000-00-000		SEPTEMBER #1	09/15/23	\$34,375.58
101282	H 09/15/23		0121	CMP ACCOUNT		557,000.00
	400768	07/06/23	2023/2024 MEDICAL CLAIMS			\$557,000.00
		11-000-291-270-000-00-001		SEPTEMBER	09/15/23	\$557,000.00
101283	H 09/15/23		0481	THE DIFFERENCE CARD ACCOUNT		40,000.00
	400769	07/06/23	2023/2024 MEDICAL CLAIMS			\$40,000.00
		11-000-291-270-000-00-001		SEPTEMBER #1	09/15/23	\$40,000.00
101284	H 09/15/23		950	PAYROLL DEDUCTION ACCOUNT		861.64
	400796	07/11/23	2023/2024 DCRP CONTRIBUTIONS			\$861.64
		11-000-291-241-000-00-000		SEPTEMBER	09/15/23	\$861.64
101285	09/15/23		PAY	PAYROLL		1,770,508.41
	402000	07/04/23	Payroll 2023 - 2024			\$1,770,508.41
		11-000-211-100-000-10-000		*3PR558	09/15/23	\$2,615.79
		11-000-213-100-000-01-000		*3PR558	09/15/23	\$7,754.09
		11-000-213-100-000-03-000		*3PR558	09/15/23	\$3,957.69
		11-000-213-100-000-04-000		*3PR558	09/15/23	\$2,748.16
		11-000-213-100-000-05-000		*3PR558	09/15/23	\$4,022.44
		11-000-213-100-000-09-000		*3PR558	09/15/23	\$12,164.21
		11-000-213-100-000-10-000		*3PR558	09/15/23	\$10,598.20
		11-000-213-100-000-10-114		*3PR558	09/15/23	\$255.00
		11-000-213-105-000-01-000		*3PR558	09/15/23	\$254.72
		11-000-213-105-000-03-000		*3PR558	09/15/23	\$245.98
		11-000-213-105-000-04-000		*3PR558	09/15/23	\$237.67
		11-000-213-105-000-05-000		*3PR558	09/15/23	\$250.57
		11-000-216-100-000-11-000		*3PR558	09/15/23	\$36,987.70
		11-000-217-106-000-00-000		*3PR558	09/15/23	\$46,406.03
		11-000-218-104-000-09-000		*3PR558	09/15/23	\$17,892.84
		11-000-218-104-000-10-000		*3PR558	09/15/23	\$25,118.67
		11-000-218-104-000-14-000		*3PR558	09/15/23	\$19,881.40
		11-000-218-105-000-01-000		*3PR558	09/15/23	\$127.36
		11-000-218-105-000-03-000		*3PR558	09/15/23	\$122.99
		11-000-218-105-000-04-000		*3PR558	09/15/23	\$118.84
		11-000-218-105-000-05-000		*3PR558	09/15/23	\$125.28
		11-000-218-105-000-09-000		*3PR558	09/15/23	\$261.58
		11-000-218-105-000-10-000		*3PR558	09/15/23	\$10,212.18
		11-000-219-104-000-11-171		*3PR558	09/15/23	\$67,056.33
		11-000-219-105-000-11-000		*3PR558	09/15/23	\$5,304.13
		11-000-221-102-000-10-000		*3PR558	09/15/23	\$2,579.60
		11-000-221-102-000-11-000		*3PR558	09/15/23	\$7,131.92
		11-000-221-102-000-21-000		*3PR558	09/15/23	\$39,046.58
		11-000-222-100-000-01-000		*3PR558	09/15/23	\$2,854.43
		11-000-222-100-000-03-000		*3PR558	09/15/23	\$1,552.25
		11-000-222-100-000-04-000		*3PR558	09/15/23	\$1,552.25
		11-000-222-100-000-05-000		*3PR558	09/15/23	\$2,854.42
		11-000-222-100-000-09-000		*3PR558	09/15/23	\$2,873.17
		11-000-222-100-000-10-000		*3PR558	09/15/23	\$2,873.18

Starting date 9/15/2023 Ending date 9/15/2023

Chk#	Date	Rec date	Code	Vendor name	Check Comment	Check amount
101285	09/15/23		PAY	PAYROLL		1,770,508.41
	402000	07/04/23		Payroll 2023 - 2024		\$1,770,508.41
		11-000-222-100-000-14-000		*3PR558	09/15/23	\$5,889.99
		11-000-223-102-000-00-000		*3PR558	09/15/23	\$1,416.67
		11-000-223-105-000-00-000		*3PR558	09/15/23	\$188.34
		11-000-230-100-000-00-000		*3PR558	09/15/23	\$29,369.71
		11-000-240-103-000-01-000		*3PR558	09/15/23	\$5,956.83
		11-000-240-103-000-03-000		*3PR558	09/15/23	\$7,214.42
		11-000-240-103-000-04-000		*3PR558	09/15/23	\$7,789.12
		11-000-240-103-000-05-000		*3PR558	09/15/23	\$5,656.42
		11-000-240-103-000-09-000		*3PR558	09/15/23	\$12,155.70
		11-000-240-103-000-10-000		*3PR558	09/15/23	\$16,481.09
		11-000-240-105-000-01-000		*3PR558	09/15/23	\$2,165.13
		11-000-240-105-000-03-000		*3PR558	09/15/23	\$2,090.82
		11-000-240-105-000-04-000		*3PR558	09/15/23	\$2,020.20
		11-000-240-105-000-05-000		*3PR558	09/15/23	\$2,129.82
		11-000-240-105-000-09-000		*3PR558	09/15/23	\$2,354.21
		11-000-240-105-000-09-114		*3PR558	09/15/23	\$837.41
		11-000-240-105-000-10-000		*3PR558	09/15/23	\$7,373.67
		11-000-240-199-000-00-000		*3PR558	09/15/23	\$22,229.39
		11-000-251-100-000-00-000		*3PR558	09/15/23	\$20,405.67
		11-000-252-100-000-00-000		*3PR558	09/15/23	\$11,004.92
		11-000-261-100-000-00-000		*3PR558	09/15/23	\$11,094.04
		11-000-261-100-000-00-004		*3PR558	09/15/23	\$4,559.13
		11-000-261-100-000-00-005		*3PR558	09/15/23	\$4,262.35
		11-000-261-105-000-00-000		*3PR558	09/15/23	\$1,534.27
		11-000-262-100-000-01-000		*3PR558	09/15/23	\$7,923.70
		11-000-262-100-000-01-010		*3PR558	09/15/23	\$2,415.00
		11-000-262-100-000-03-000		*3PR558	09/15/23	\$8,295.37
		11-000-262-100-000-03-010		*3PR558	09/15/23	\$3,562.50
		11-000-262-100-000-04-000		*3PR558	09/15/23	\$7,940.37
		11-000-262-100-000-04-010		*3PR558	09/15/23	\$945.00
		11-000-262-100-000-05-000		*3PR558	09/15/23	\$5,871.54
		11-000-262-100-000-05-010		*3PR558	09/15/23	\$2,265.00
		11-000-262-100-000-09-000		*3PR558	09/15/23	\$13,586.13
		11-000-262-100-000-09-010		*3PR558	09/15/23	\$5,147.25
		11-000-262-100-000-10-000		*3PR558	09/15/23	\$21,243.31
		11-000-262-100-000-10-010		*3PR558	09/15/23	\$2,052.75
		11-000-262-100-000-13-000		*3PR558	09/15/23	\$6,522.36
		11-000-263-100-000-00-000		*3PR558	09/15/23	\$3,451.40
		11-000-270-160-000-00-000		*3PR558	09/15/23	\$5,373.31
		11-000-270-161-000-00-000		*3PR558	09/15/23	\$2,079.01
		11-000-270-162-000-00-000		*3PR558	09/15/23	\$5,335.01
		11-000-291-270-000-00-352		*3PR558	09/15/23	\$28,867.38
		11-000-291-299-000-00-000		*3PR558	09/15/23	\$5,393.03
		11-105-100-101-000-01-000		*3PR558	09/15/23	\$8,774.25
		11-110-100-101-000-01-000		*3PR558	09/15/23	\$14,642.32
		11-110-100-101-000-05-000		*3PR558	09/15/23	\$17,108.62
		11-110-100-101-500-01-007		*3PR558	09/15/23	\$611.88
		11-110-100-101-500-05-007		*3PR558	09/15/23	\$907.50
		11-120-100-101-001-01-000		*3PR558	09/15/23	\$50,060.91
		11-120-100-101-022-03-000		*3PR558	09/15/23	\$101,650.43
		11-120-100-101-022-04-000		*3PR558	09/15/23	\$76,006.85

Starting date 9/15/2023 Ending date 9/15/2023

Chk#	Date	Rec date	Code	Vendor name	Check Comment	Check amount
101285	09/15/23		PAY	PAYROLL		1,770,508.41
402000	07/04/23		Payroll 2023 - 2024			\$1,770,508.41
	11-120-100-101-022-05-000		*3PR558		09/15/23	\$55,144.85
	11-120-100-101-500-01-114		*3PR558		09/15/23	\$540.00
	11-120-100-101-500-04-007		*3PR558		09/15/23	\$577.50
	11-130-100-101-066-09-000		*3PR558		09/15/23	\$183,669.13
	11-130-100-101-500-09-114		*3PR558		09/15/23	\$182.39
	11-140-100-101-500-10-000		*3PR558		09/15/23	\$290,534.25
	11-140-100-101-500-10-114		*3PR558		09/15/23	\$4,643.91
	11-140-100-101-700-10-505		*3PR558		09/15/23	\$191.25
	11-150-100-101-000-00-000		*3PR558		09/15/23	\$216.00
	11-190-100-106-011-01-000		*3PR558		09/15/23	\$1,664.00
	11-190-100-106-033-03-000		*3PR558		09/15/23	\$636.00
	11-190-100-106-044-04-000		*3PR558		09/15/23	(\$170.88)
	11-190-100-106-055-05-000		*3PR558		09/15/23	\$1,728.00
	11-204-100-101-000-09-000		*3PR558		09/15/23	\$5,058.50
	11-204-100-101-000-10-000		*3PR558		09/15/23	\$9,679.05
	11-204-100-106-000-10-000		*3PR558		09/15/23	\$4,398.31
	11-207-100-100-000-10-000		*3PR558		09/15/23	\$3,766.58
	11-207-100-101-000-10-000		*3PR558		09/15/23	\$12,189.95
	11-207-100-106-000-10-000		*3PR558		09/15/23	\$12,722.00
	11-207-100-106-000-10-001		*3PR558		09/15/23	\$6,279.08
	11-213-100-101-000-00-000		*3PR558		09/15/23	\$93,818.70
	11-213-100-101-000-00-114		*3PR558		09/15/23	\$120.00
	11-213-100-101-000-10-000		*3PR558		09/15/23	\$54,312.84
	11-213-100-106-000-01-000		*3PR558		09/15/23	\$15,783.36
	11-213-100-106-000-01-114		*3PR558		09/15/23	\$767.73
	11-213-100-106-000-10-000		*3PR558		09/15/23	\$6,846.30
	11-214-100-101-000-00-100		*3PR558		09/15/23	\$18,545.97
	11-214-100-106-000-00-000		*3PR558		09/15/23	\$19,016.32
	11-219-100-101-000-00-000		*3PR558		09/15/23	\$1,464.00
	11-230-100-101-000-01-123		*3PR558		09/15/23	\$200.00
	11-230-100-101-000-03-123		*3PR558		09/15/23	\$2,562.83
	11-230-100-101-000-04-123		*3PR558		09/15/23	\$2,562.82
	11-230-100-101-000-05-123		*3PR558		09/15/23	\$200.00
	11-230-100-101-000-10-021		*3PR558		09/15/23	\$5,170.68
	11-240-100-101-000-09-000		*3PR558		09/15/23	\$1,501.62
	11-240-100-101-000-10-000		*3PR558		09/15/23	\$2,252.43
	11-240-100-101-000-14-000		*3PR558		09/15/23	\$5,995.00
	11-401-100-100-000-10-000		*3PR558		09/15/23	\$220.00
	11-402-100-100-000-10-100		*3PR558		09/15/23	\$1,106.00
	11-402-100-100-000-10-160		*3PR558		09/15/23	\$3,869.40
	11-402-100-100-000-10-161		*3PR558		09/15/23	\$2,584.54
	11-402-100-100-000-10-162		*3PR558		09/15/23	\$5,708.85

Starting date 9/15/2023

Ending date 9/15/2023

Fund Totals

10	GENERAL CURRENT EXPENSE	\$93,947.46
11	GENERAL CURRENT EXPENSE	\$2,402,745.63
	Total for all checks listed	\$2,496,693.09

Prepared and submitted by:


Board Secretary

9/14/23
Date

Starting date 10/13/2023

Ending date 10/13/2023

Chk#	Date	Rec date	Code	Vendor name	Check Comment	Check amount
101294	H 10/13/23		950	PAYROLL DEDUCTION ACCOUNT	OCTOBER #1	93,684.63
	4J0007	10/13/23	Db 10-142 / Cr 10-101			\$93,684.63
		10-08 - - - -		OCTOBER #1	10/13/23	\$93,684.63
101295	H 10/13/23		950	PAYROLL DEDUCTION ACCOUNT		42,228.83
	400795	07/11/23	2023/2024 SOCIAL SECURITY			\$42,228.83
		11-000-291-220-000-00-000		OCTOBER #1	10/13/23	\$42,228.83
101296	H 10/13/23		0121	CMP ACCOUNT		530,000.00
	400768	07/06/23	2023/2024 MEDICAL CLAIMS			\$530,000.00
		11-000-291-270-000-00-001		OCTOBER	10/13/23	\$530,000.00
101297	H 10/13/23		0481	THE DIFFERENCE CARD ACCOUNT		40,000.00
	400769	07/06/23	2023/2024 MEDICAL CLAIMS			\$40,000.00
		11-000-291-270-000-00-001		OCTOBER	10/13/23	\$40,000.00
101298	H 10/13/23		950	PAYROLL DEDUCTION ACCOUNT		1,701.06
	400796	07/11/23	2023/2024 DCRP CONTRIBUTIONS			\$1,701.06
		11-000-291-241-000-00-000		OCTOBER	10/13/23	\$1,701.06
101299	10/13/23		PAY	PAYROLL		1,873,184.74
	402000	07/04/23	Payroll 2023 - 2024			\$1,873,184.74
		11-000-211-100-000-10-000		*3PR560	10/13/23	\$2,615.79
		11-000-213-100-000-01-000		*3PR560	10/13/23	\$4,060.94
		11-000-213-100-000-01-114		*3PR560	10/13/23	\$1,020.00
		11-000-213-100-000-03-000		*3PR560	10/13/23	\$3,957.69
		11-000-213-100-000-04-000		*3PR560	10/13/23	\$2,748.16
		11-000-213-100-000-05-000		*3PR560	10/13/23	\$4,022.44
		11-000-213-100-000-09-000		*3PR560	10/13/23	\$5,708.85
		11-000-213-100-000-09-114		*3PR560	10/13/23	\$510.00
		11-000-213-100-000-10-000		*3PR560	10/13/23	\$5,801.35
		11-000-213-100-000-10-114		*3PR560	10/13/23	\$765.00
		11-000-213-105-000-01-000		*3PR560	10/13/23	\$254.72
		11-000-213-105-000-03-000		*3PR560	10/13/23	\$245.98
		11-000-213-105-000-04-000		*3PR560	10/13/23	\$237.67
		11-000-213-105-000-05-000		*3PR560	10/13/23	\$250.57
		11-000-216-100-000-11-000		*3PR560	10/13/23	\$36,987.70
		11-000-217-106-000-00-000		*3PR560	10/13/23	\$43,248.80
		11-000-218-104-000-09-000		*3PR560	10/13/23	\$13,139.00
		11-000-218-104-000-10-000		*3PR560	10/13/23	\$26,409.66
		11-000-218-104-000-14-000		*3PR560	10/13/23	\$19,881.40
		11-000-218-105-000-01-000		*3PR560	10/13/23	\$127.36
		11-000-218-105-000-03-000		*3PR560	10/13/23	\$122.99
		11-000-218-105-000-04-000		*3PR560	10/13/23	\$118.84
		11-000-218-105-000-05-000		*3PR560	10/13/23	\$125.28
		11-000-218-105-000-09-000		*3PR560	10/13/23	\$486.79
		11-000-218-105-000-10-000		*3PR560	10/13/23	\$5,613.66
		11-000-219-104-000-11-171		*3PR560	10/13/23	\$59,333.20
		11-000-219-105-000-11-000		*3PR560	10/13/23	\$5,390.76
		11-000-221-102-000-10-000		*3PR560	10/13/23	\$2,579.60
		11-000-221-102-000-11-000		*3PR560	10/13/23	\$6,583.33
		11-000-221-102-000-21-000		*3PR560	10/13/23	\$36,535.53
		11-000-221-199-000-21-000		*3PR560	10/13/23	\$23,864.46
		11-000-222-100-000-01-000		*3PR560	10/13/23	\$2,854.43
		11-000-222-100-000-01-114		*3PR560	10/13/23	\$240.00
		11-000-222-100-000-03-000		*3PR560	10/13/23	\$1,552.25

Starting date 10/13/2023

Ending date 10/13/2023

Chk#	Date	Rec date	Code	Vendor name	Check Comment	Check amount
101299	10/13/23		PAY	PAYROLL		1,873,184.74
402000	07/04/23		Payroll 2023 - 2024			\$1,873,184.74
	11-000-222-100-000-03-114			*3PR560	10/13/23	\$120.00
	11-000-222-100-000-04-000			*3PR560	10/13/23	\$1,552.25
	11-000-222-100-000-05-000			*3PR560	10/13/23	\$2,854.42
	11-000-222-100-000-09-000			*3PR560	10/13/23	\$2,873.17
	11-000-222-100-000-10-000			*3PR560	10/13/23	\$2,873.18
	11-000-222-100-000-10-114			*3PR560	10/13/23	\$60.00
	11-000-223-102-000-00-000			*3PR560	10/13/23	\$1,416.67
	11-000-223-105-000-00-000			*3PR560	10/13/23	\$188.34
	11-000-230-100-000-00-000			*3PR560	10/13/23	\$28,002.21
	11-000-240-103-000-01-000			*3PR560	10/13/23	\$5,956.83
	11-000-240-103-000-03-000			*3PR560	10/13/23	\$7,214.42
	11-000-240-103-000-04-000			*3PR560	10/13/23	\$7,789.12
	11-000-240-103-000-05-000			*3PR560	10/13/23	\$5,656.42
	11-000-240-103-000-09-000			*3PR560	10/13/23	\$12,155.70
	11-000-240-103-000-10-000			*3PR560	10/13/23	\$17,981.09
	11-000-240-105-000-01-000			*3PR560	10/13/23	\$2,165.13
	11-000-240-105-000-03-000			*3PR560	10/13/23	\$2,090.82
	11-000-240-105-000-04-000			*3PR560	10/13/23	\$2,020.20
	11-000-240-105-000-05-000			*3PR560	10/13/23	\$2,129.82
	11-000-240-105-000-09-000			*3PR560	10/13/23	\$4,381.08
	11-000-240-105-000-09-114			*3PR560	10/13/23	\$119.63
	11-000-240-105-000-10-000			*3PR560	10/13/23	\$7,373.67
	11-000-240-105-000-10-114			*3PR560	10/13/23	\$185.63
	11-000-251-100-000-00-000			*3PR560	10/13/23	\$16,605.67
	11-000-252-100-000-00-000			*3PR560	10/13/23	\$8,828.32
	11-000-261-100-000-00-000			*3PR560	10/13/23	\$11,094.04
	11-000-261-100-000-00-004			*3PR560	10/13/23	\$4,559.13
	11-000-261-100-000-00-005			*3PR560	10/13/23	\$7,452.42
	11-000-261-105-000-00-000			*3PR560	10/13/23	\$1,534.27
	11-000-262-100-000-01-000			*3PR560	10/13/23	\$7,923.70
	11-000-262-100-000-03-000			*3PR560	10/13/23	\$8,295.37
	11-000-262-100-000-03-010			*3PR560	10/13/23	\$195.00
	11-000-262-100-000-04-000			*3PR560	10/13/23	\$7,940.37
	11-000-262-100-000-05-000			*3PR560	10/13/23	\$8,073.00
	11-000-262-100-000-09-000			*3PR560	10/13/23	\$13,586.13
	11-000-262-100-000-10-000			*3PR560	10/13/23	\$21,243.31
	11-000-262-100-000-10-010			*3PR560	10/13/23	\$2,768.63
	11-000-262-100-000-13-000			*3PR560	10/13/23	\$13,101.11
	11-000-263-100-000-00-000			*3PR560	10/13/23	\$4,191.88
	11-000-270-160-000-00-000			*3PR560	10/13/23	\$5,373.31
	11-000-270-161-000-00-000			*3PR560	10/13/23	\$3,149.01
	11-000-270-162-000-00-000			*3PR560	10/13/23	\$10,929.10
	11-000-291-270-000-00-352			*3PR560	10/13/23	\$28,667.38
	11-000-291-299-000-00-000			*3PR560	10/13/23	\$30,000.00
	11-105-100-101-000-01-000			*3PR560	10/13/23	\$8,774.25
	11-105-100-101-000-01-114			*3PR560	10/13/23	\$240.00
	11-110-100-101-000-01-000			*3PR560	10/13/23	\$14,642.32
	11-110-100-101-000-05-000			*3PR560	10/13/23	\$17,108.62
	11-110-100-101-500-01-007			*3PR560	10/13/23	\$4,526.76
	11-110-100-101-500-01-114			*3PR560	10/13/23	\$300.99
	11-110-100-101-500-05-007			*3PR560	10/13/23	\$8,174.38

Starting date 10/13/2023

Ending date 10/13/2023

Chk#	Date	Rec date	Code	Vendor name	Check Comment	Check amount
101299	10/13/23		PAY	PAYROLL		1,873,184.74
402000	07/04/23		Payroll 2023 - 2024			\$1,873,184.74
	11-120-100-101-001-01-000			*3PR560	10/13/23	\$50,060.91
	11-120-100-101-022-03-000			*3PR560	10/13/23	\$101,612.93
	11-120-100-101-022-04-000			*3PR560	10/13/23	\$76,006.85
	11-120-100-101-022-05-000			*3PR560	10/13/23	\$54,272.42
	11-120-100-101-500-01-114			*3PR560	10/13/23	\$5,101.98
	11-120-100-101-500-03-007			*3PR560	10/13/23	\$1,540.00
	11-120-100-101-500-03-114			*3PR560	10/13/23	\$1,340.00
	11-120-100-101-500-04-007			*3PR560	10/13/23	\$2,289.38
	11-120-100-101-500-04-114			*3PR560	10/13/23	\$1,877.91
	11-120-100-101-500-05-114			*3PR560	10/13/23	\$4,495.20
	11-130-100-101-066-09-000			*3PR560	10/13/23	\$179,817.83
	11-130-100-101-500-09-114			*3PR560	10/13/23	\$2,389.02
	11-140-100-101-500-10-000			*3PR560	10/13/23	\$287,188.26
	11-140-100-101-500-10-114			*3PR560	10/13/23	\$5,537.79
	11-140-100-101-700-10-505			*3PR560	10/13/23	\$3,087.75
	11-150-100-101-000-00-000			*3PR560	10/13/23	\$1,176.00
	11-190-100-106-011-01-000			*3PR560	10/13/23	\$1,728.00
	11-190-100-106-033-03-000			*3PR560	10/13/23	\$876.00
	11-190-100-106-044-04-000			*3PR560	10/13/23	\$576.00
	11-190-100-106-055-05-000			*3PR560	10/13/23	\$1,728.00
	11-204-100-101-000-10-000			*3PR560	10/13/23	\$9,679.05
	11-204-100-106-000-10-000			*3PR560	10/13/23	\$4,398.31
	11-207-100-101-000-10-000			*3PR560	10/13/23	\$12,189.95
	11-207-100-106-000-10-000			*3PR560	10/13/23	\$12,722.00
	11-207-100-106-000-10-001			*3PR560	10/13/23	\$6,303.45
	11-213-100-101-000-00-000			*3PR560	10/13/23	\$98,209.01
	11-213-100-101-000-00-114			*3PR560	10/13/23	\$1,857.45
	11-213-100-101-000-10-000			*3PR560	10/13/23	\$54,762.86
	11-213-100-101-000-10-114			*3PR560	10/13/23	\$540.00
	11-213-100-106-000-01-000			*3PR560	10/13/23	\$16,728.41
	11-213-100-106-000-01-114			*3PR560	10/13/23	\$9,426.27
	11-213-100-106-000-10-000			*3PR560	10/13/23	\$6,846.30
	11-214-100-101-000-00-100			*3PR560	10/13/23	\$17,399.55
	11-214-100-106-000-00-000			*3PR560	10/13/23	\$19,062.00
	11-219-100-101-000-00-000			*3PR560	10/13/23	\$576.00
	11-230-100-101-000-01-123			*3PR560	10/13/23	\$1,800.00
	11-230-100-101-000-03-123			*3PR560	10/13/23	\$4,284.83
	11-230-100-101-000-04-123			*3PR560	10/13/23	\$4,284.82
	11-230-100-101-000-05-123			*3PR560	10/13/23	\$1,800.00
	11-230-100-101-000-10-021			*3PR560	10/13/23	\$3,100.28
	11-240-100-101-000-09-000			*3PR560	10/13/23	\$1,501.62
	11-240-100-101-000-10-000			*3PR560	10/13/23	\$2,252.43
	11-240-100-101-000-14-000			*3PR560	10/13/23	\$5,995.00
	11-401-100-100-000-10-000			*3PR560	10/13/23	\$9,911.67
	11-402-100-100-000-09-000			*3PR560	10/13/23	\$3,408.00
	11-402-100-100-000-10-000			*3PR560	10/13/23	\$61,937.99
	11-402-100-100-000-10-100			*3PR560	10/13/23	\$3,510.00
	11-402-100-100-000-10-160			*3PR560	10/13/23	\$3,869.40
	11-402-100-100-000-10-161			*3PR560	10/13/23	\$2,584.54
	11-402-100-100-000-10-162			*3PR560	10/13/23	\$5,708.85

Starting date 10/13/2023

Ending date 10/13/2023

Fund Totals

10	GENERAL CURRENT EXPENSE	\$93,684.63
11	GENERAL CURRENT EXPENSE	\$2,487,114.63
	Total for all checks listed	\$2,580,799.26

Prepared and submitted by:



Board Secretary

9/14/23

Date

Starting date 10/31/2023 Ending date 10/31/2023

Chk#	Date	Rec date	Code	Vendor name	Check Comment	Check amount
101302	H 10/31/23		950	PAYROLL DEDUCTION ACCOUNT	OCTOBER #2	93,189.58
	4J0008	10/31/23	Db 10-142 / Cr 10-101			\$93,189.58
	10-08 - - - -			OCTOBER #2	10/31/23	\$93,189.58
101303	H 10/31/23		950	PAYROLL DEDUCTION ACCOUNT		27,910.84
	400795	07/11/23	2023/2024 SOCIAL SECURITY			\$27,910.84
	11-000-291-220-000-00-000			OCTOBER #2	10/31/23	\$27,910.84
101304	H 10/31/23		950	PAYROLL DEDUCTION ACCOUNT		1,435.94
	400796	07/11/23	2023/2024 DCRP CONTRIBUTIONS			\$1,435.94
	11-000-291-241-000-00-000			OCTOBER	10/31/23	\$1,435.94
101305	10/31/23		PAY	PAYROLL		1,679,290.34
	402000	07/04/23	Payroll 2023 - 2024			\$1,679,290.34
	11-000-211-100-000-10-000			*3PR562	10/31/23	\$2,615.79
	11-000-213-100-000-01-000			*3PR562	10/31/23	\$4,060.94
	11-000-213-100-000-03-000			*3PR562	10/31/23	\$3,957.69
	11-000-213-100-000-04-000			*3PR562	10/31/23	\$2,748.16
	11-000-213-100-000-05-000			*3PR562	10/31/23	\$4,022.44
	11-000-213-100-000-09-000			*3PR562	10/31/23	\$5,708.85
	11-000-213-100-000-10-000			*3PR562	10/31/23	\$5,801.35
	11-000-213-105-000-01-000			*3PR562	10/31/23	\$254.72
	11-000-213-105-000-03-000			*3PR562	10/31/23	\$245.98
	11-000-213-105-000-04-000			*3PR562	10/31/23	\$237.67
	11-000-213-105-000-05-000			*3PR562	10/31/23	\$250.57
	11-000-216-100-000-11-000			*3PR562	10/31/23	\$36,987.70
	11-000-217-106-000-00-000			*3PR562	10/31/23	\$43,596.14
	11-000-218-104-000-09-000			*3PR562	10/31/23	\$13,139.00
	11-000-218-104-000-10-000			*3PR562	10/31/23	\$24,991.75
	11-000-218-104-000-14-000			*3PR562	10/31/23	\$19,881.40
	11-000-218-105-000-01-000			*3PR562	10/31/23	\$127.36
	11-000-218-105-000-03-000			*3PR562	10/31/23	\$122.99
	11-000-218-105-000-04-000			*3PR562	10/31/23	\$118.84
	11-000-218-105-000-05-000			*3PR562	10/31/23	\$125.28
	11-000-218-105-000-09-000			*3PR562	10/31/23	\$486.79
	11-000-218-105-000-10-000			*3PR562	10/31/23	\$4,559.48
	11-000-219-104-000-11-171			*3PR562	10/31/23	\$59,333.20
	11-000-219-105-000-11-000			*3PR562	10/31/23	\$5,007.13
	11-000-221-102-000-10-000			*3PR562	10/31/23	\$2,579.60
	11-000-221-102-000-11-000			*3PR562	10/31/23	\$6,583.33
	11-000-221-102-000-21-000			*3PR562	10/31/23	\$35,535.53
	11-000-222-100-000-01-000			*3PR562	10/31/23	\$2,854.43
	11-000-222-100-000-03-000			*3PR562	10/31/23	\$1,552.25
	11-000-222-100-000-04-000			*3PR562	10/31/23	\$1,552.25
	11-000-222-100-000-05-000			*3PR562	10/31/23	\$2,854.42
	11-000-222-100-000-09-000			*3PR562	10/31/23	\$2,873.17
	11-000-222-100-000-10-000			*3PR562	10/31/23	\$2,873.18
	11-000-223-102-000-00-000			*3PR562	10/31/23	\$1,416.67
	11-000-223-105-000-00-000			*3PR562	10/31/23	\$188.34
	11-000-230-100-000-00-000			*3PR562	10/31/23	\$22,862.54
	11-000-240-103-000-01-000			*3PR562	10/31/23	\$5,956.83
	11-000-240-103-000-03-000			*3PR562	10/31/23	\$7,214.42
	11-000-240-103-000-04-000			*3PR562	10/31/23	\$7,789.12
	11-000-240-103-000-05-000			*3PR562	10/31/23	\$5,656.42
	11-000-240-103-000-09-000			*3PR562	10/31/23	\$12,155.70

Starting date 10/31/2023 Ending date 10/31/2023

Chk#	Date	Rec date	Code	Vendor name	Check Comment	Check amount
101305	10/31/23		PAY	PAYROLL		1,679,290.34
402000	07/04/23		Payroll	2023 - 2024		\$1,679,290.34
	11-000-240-103-000-10-000			*3PR562	10/31/23	\$17,981.09
	11-000-240-105-000-01-000			*3PR562	10/31/23	\$2,165.13
	11-000-240-105-000-03-000			*3PR562	10/31/23	\$2,090.82
	11-000-240-105-000-04-000			*3PR562	10/31/23	\$2,020.20
	11-000-240-105-000-05-000			*3PR562	10/31/23	\$2,129.82
	11-000-240-105-000-09-000			*3PR562	10/31/23	\$4,381.08
	11-000-240-105-000-10-000			*3PR562	10/31/23	\$7,373.67
	11-000-251-100-000-00-000			*3PR562	10/31/23	\$18,705.67
	11-000-252-100-000-00-000			*3PR562	10/31/23	\$5,821.67
	11-000-252-199-000-00-000			*3PR562	10/31/23	\$20,539.00
	11-000-261-100-000-00-000			*3PR562	10/31/23	\$11,094.04
	11-000-261-100-000-00-004			*3PR562	10/31/23	\$4,559.13
	11-000-261-105-000-00-000			*3PR562	10/31/23	\$1,534.27
	11-000-262-100-000-01-000			*3PR562	10/31/23	\$7,923.70
	11-000-262-100-000-03-000			*3PR562	10/31/23	\$8,295.37
	11-000-262-100-000-04-000			*3PR562	10/31/23	\$7,940.37
	11-000-262-100-000-05-000			*3PR562	10/31/23	\$8,073.00
	11-000-262-100-000-09-000			*3PR562	10/31/23	\$12,938.42
	11-000-262-100-000-09-010			*3PR562	10/31/23	\$1,466.25
	11-000-262-100-000-10-000			*3PR562	10/31/23	\$21,243.31
	11-000-262-100-000-13-000			*3PR562	10/31/23	\$4,348.00
	11-000-263-100-000-00-000			*3PR562	10/31/23	\$2,423.67
	11-000-270-160-000-00-000			*3PR562	10/31/23	\$5,373.31
	11-000-270-161-000-00-000			*3PR562	10/31/23	\$2,079.01
	11-000-270-162-000-00-000			*3PR562	10/31/23	\$2,871.10
	11-000-291-270-000-00-352			*3PR562	10/31/23	\$28,667.39
	11-105-100-101-000-01-000			*3PR562	10/31/23	\$8,774.25
	11-110-100-101-000-01-000			*3PR562	10/31/23	\$16,039.52
	11-110-100-101-000-05-000			*3PR562	10/31/23	\$17,108.62
	11-110-100-101-500-01-007			*3PR562	10/31/23	\$2,736.88
	11-110-100-101-500-05-007			*3PR562	10/31/23	\$4,413.75
	11-120-100-101-001-01-000			*3PR562	10/31/23	\$50,060.91
	11-120-100-101-022-03-000			*3PR562	10/31/23	\$101,612.93
	11-120-100-101-022-04-000			*3PR562	10/31/23	\$76,006.85
	11-120-100-101-022-05-000			*3PR562	10/31/23	\$51,364.32
	11-120-100-101-500-03-007			*3PR562	10/31/23	\$1,388.75
	11-120-100-101-500-04-007			*3PR562	10/31/23	\$1,258.13
	11-130-100-101-066-09-000			*3PR562	10/31/23	\$180,106.58
	11-140-100-101-500-10-000			*3PR562	10/31/23	\$289,353.46
	11-190-100-106-011-01-000			*3PR562	10/31/23	\$1,728.00
	11-190-100-106-033-03-000			*3PR562	10/31/23	\$576.00
	11-190-100-106-044-04-000			*3PR562	10/31/23	\$448.00
	11-190-100-106-055-05-000			*3PR562	10/31/23	\$1,728.00
	11-204-100-101-000-10-000			*3PR562	10/31/23	\$9,679.05
	11-204-100-106-000-10-000			*3PR562	10/31/23	\$4,398.31
	11-207-100-101-000-10-000			*3PR562	10/31/23	\$12,189.95
	11-207-100-106-000-10-000			*3PR562	10/31/23	\$16,322.00
	11-207-100-106-000-10-001			*3PR562	10/31/23	\$1,044.15
	11-213-100-101-000-00-000			*3PR562	10/31/23	\$94,356.35
	11-213-100-101-000-10-000			*3PR562	10/31/23	\$54,762.86
	11-213-100-106-000-01-000			*3PR562	10/31/23	\$16,954.79

Starting date 10/31/2023

Ending date 10/31/2023

Chk#	Date	Rec date	Code	Vendor name	Check Comment	Check amount
101305	10/31/23		PAY	PAYROLL		1,679,290.34
402000	07/04/23		Payroll 2023 - 2024			\$1,679,290.34
	11-213-100-106-000-10-000			*3PR562	10/31/23	\$6,846.30
	11-214-100-101-000-00-100			*3PR562	10/31/23	\$17,399.55
	11-214-100-106-000-00-000			*3PR562	10/31/23	\$19,062.00
	11-230-100-101-000-01-123			*3PR562	10/31/23	\$4,489.72
	11-230-100-101-000-03-123			*3PR562	10/31/23	\$3,234.83
	11-230-100-101-000-04-123			*3PR562	10/31/23	\$3,234.82
	11-230-100-101-000-05-123			*3PR562	10/31/23	\$1,000.00
	11-230-100-101-000-10-021			*3PR562	10/31/23	\$3,100.28
	11-240-100-101-000-09-000			*3PR562	10/31/23	\$1,501.62
	11-240-100-101-000-10-000			*3PR562	10/31/23	\$2,252.43
	11-240-100-101-000-14-000			*3PR562	10/31/23	\$14,174.68
	11-401-100-100-000-10-000			*3PR562	10/31/23	\$1,501.00
	11-402-100-100-000-10-160			*3PR562	10/31/23	\$3,869.40
	11-402-100-100-000-10-161			*3PR562	10/31/23	\$2,584.54
	11-402-100-100-000-10-162			*3PR562	10/31/23	\$5,708.85

Starting date 10/31/2023

Ending date 10/31/2023

Fund Totals

10	GENERAL CURRENT EXPENSE	\$93,189.58
11	GENERAL CURRENT EXPENSE	\$1,708,637.12
	Total for all checks listed	\$1,801,826.70

Prepared and submitted by:



Board Secretary

10/30/23
Date

Starting date 10/17/2023

Ending date 10/17/2023

Chk#	Date	Rec date	Code	Vendor name	Check Comment	Check amount
209006	V 10/12/23	10/17/23	0838	POON;JENNIFER		(1,000.00)
401477	10/12/23			SUBSCRIPTION BUS REFUND		(\$1,000.00)
	10-481-X - - - -				10/17/23	(\$1,000.00)

Fund Totals

10	GENERAL CURRENT EXPENSE	\$-1,000.00
	Total for all checks listed	(\$1,000.00)

Prepared and submitted by: *Cond Smith*
Board Secretary

10/19/2023
Date

Starting date 10/13/2023

Ending date 10/13/2023

Chk#	Date	Rec date	Code	Vendor name	Check Comment	Check amount
101292	H 10/13/23		0308	TD EQUIPMENT FINANCE, INC.		154,376.02
401442		09/29/23		LEASE PURCHASE #23		\$154,376.02
				11-000-252-440-000-00-000	10/13/23	\$49,175.69
				11-190-100-440-000-00-000	10/13/23	\$105,200.33
101293	H 10/13/23		0308	TD EQUIPMENT FINANCE, INC.		49,923.03
401443		09/29/23		LEASE PURCHASE PAYMENT #24		\$49,923.03
				11-000-222-440-000-00-000	10/13/23	\$3,698.00
				11-000-263-440-000-00-000	10/13/23	\$10,477.67
				11-000-270-443-000-00-000	10/13/23	\$7,601.45
				11-190-100-440-000-00-000	10/13/23	\$28,145.91
209007	10/13/23		0838	DAQUILA;CATHY		500.00
401538		10/13/23		SUBSCRIPTION BUS REFUND		\$500.00
				10-481-X - - - -	10/13/23	\$500.00

Starting date 10/13/2023

Ending date 10/13/2023

Fund Totals

10	GENERAL CURRENT EXPENSE	\$500.00
11	GENERAL CURRENT EXPENSE	\$204,299.05
	Total for all checks listed	\$204,799.05

Prepared and submitted by: *Ronald Smith*
Board Secretary

10/19/2023
Date

Starting date 10/18/2023 Ending date 10/18/2023

Chk#	Date	Rec date	Code	Vendor name	Check Comment	Check amount
101300	H 10/18/23		2411	CHLIC - CIGNA		57,972.00
401542		10/12/23		MARGIN CALL YE 6/22		\$57,972.00
		11-000-291-270-000-00-001		6955912	10/18/23	\$57,972.00

Fund Totals

11	GENERAL CURRENT EXPENSE	\$57,972.00
	Total for all checks listed	\$57,972.00

Prepared and submitted by:


Board Secretary

10/24/23
Date

Starting date 10/26/2023 Ending date 10/26/2023

Chk#	Date	Rec date	Code	Vendor name	Check Comment	Check amount
101301	H 10/26/23		2411	CHLIC - CIGNA		23,839.00
401617		10/25/23		MARGIN CALL YE 6/30/21		\$23,839.00
		11-000-291-270-000-00-001		7007044	10/26/23	\$23,839.00

Fund Totals

11	GENERAL CURRENT EXPENSE	\$23,839.00
	Total for all checks listed	\$23,839.00

Prepared and submitted by:


Board Secretary


Date

Starting date 11/16/2023 Ending date 11/16/2023

Chk#	Date	Rec date	Code	Vendor name	Check Comment	Check amount
209008	11/16/23		0838	AKULA;SWATI		500.00
401708	11/16/23			SUBSCRIPTION BUS		\$500.00
	10-481-X - - - -				11/16/23	\$500.00
209009	11/16/23		0838	MAH;JENNIFER		1,000.00
401709	11/16/23			SUBSCRIPTION BUS		\$1,000.00
	10-481-X - - - -				11/16/23	\$1,000.00
209010	11/16/23		1278	4WALL ENTERTAINMENT, INC.		1,170.00
401181	08/28/23			SOURCE 4 DEG LENS TUBE		\$1,170.00
	11-190-100-610-001-10-012			N226788	11/16/23	\$1,170.00
209011	11/16/23		350	A.C. DAUGHTRY, INC.		3,671.70
401683	11/02/23			ALARM SYSTEMS FIRE/BURGLAR		\$3,671.70
	11-000-266-390-000-00-000			3884077	11/16/23	\$3,446.70
	11-000-266-390-000-00-000			3921131	11/16/23	\$225.00
209012	11/16/23		1916	ACCURATE LABEL DESIGNS		86.95
401251	09/08/23			VISITOR LABELS		\$86.95
	11-000-240-600-001-10-000			175382	11/16/23	\$86.95
209013	11/16/23		0571	ADVANTAGE ABA, LLC.		7,560.00
401462	10/03/23			BCBA CONSULTATIONS		\$7,560.00
	11-000-216-320-000-11-000			SEP-23	11/16/23	\$4,930.00
	20-250-200-300-000-00-000			SEP-23	11/16/23	\$800.00
	20-251-200-300-000-00-000			SEP-23	11/16/23	\$1,830.00
209014	11/16/23		2227	AGILE SPORT TECHNOLOGIES INC. / HUDL		9,400.00
401448	10/02/23			HUDLAD PACKAGE		\$9,400.00
	11-402-100-800-000-10-002			H00049925	11/16/23	\$9,400.00
209015	11/16/23		0394	AHOLD USA, INC.		213.89
401074	08/17/23			LIFE SKILLS PURCHASES		\$80.67
	11-214-100-610-001-00-000			230113	11/16/23	\$48.03
	11-214-100-610-001-00-000			98599	11/16/23	\$32.64
401076	08/17/23			LIFE SKILL/CBI PURCHASES		\$35.14
	11-214-100-610-001-10-000			98598	11/16/23	\$35.14
401078	08/17/23			LIFE SKILLS PURCHASES		\$98.08
	11-214-100-610-001-09-000			98597	11/16/23	\$98.08
209016	11/16/23		752	AIRGAS USA, LLC		103.00
401360	09/20/23			CYLINDER RENTALS AIRGON		\$103.00
	11-000-261-610-000-09-000			5502170526	11/16/23	\$51.50
	11-000-261-610-000-10-000			5502170527	11/16/23	\$51.50
209017	11/16/23		2896	ALARM & COMMUNICATION TECHNOLOGIES, INC		2,018.25
401457	10/02/23			REPAIR TO PA SYSTEM AT WW		\$2,018.25
	11-000-261-420-000-05-000			14299	11/16/23	\$2,018.25
209018	11/16/23		0533	ALISONS MONTESSORI & EDUC. MATERIALS		655.99
401440	09/29/23			DIAMOND HILL MONTESSORI SCHOOL		\$655.99
	20-501-100-640-000-00-000			121888	11/16/23	\$655.99
209019	11/16/23		3228	ALL COUNTY SEWER & DRAIN SVC., INC.		1,260.00
401158	08/25/23			YEARLY CLEANING		\$1,260.00
	11-000-261-610-000-09-000			46901	11/16/23	\$1,260.00

Starting date 11/16/2023 Ending date 11/16/2023

Chk#	Date	Rec date	Code	Vendor name	Check Comment	Check amount
209020	11/16/23		1979	ALLIANCE COMMERCIAL PEST CONTROL, INC.		1,935.00
400824	07/11/23		23/24	PEST CONTROL		\$1,935.00
	11-000-261-420-000-12-000			555723	11/16/23	\$70.00
	11-000-261-420-000-12-000			555559	11/16/23	\$360.00
	11-000-261-420-000-12-000			553963	11/16/23	\$70.00
	11-000-261-420-000-12-000			556986	11/16/23	\$165.00
	11-000-261-420-000-12-000			555926	11/16/23	\$60.00
	11-000-261-420-000-12-000			555975	11/16/23	\$295.00
	11-000-261-420-000-12-000			553919	11/16/23	\$845.00
	11-000-261-420-000-12-000			556708	11/16/23	\$70.00
209021	11/16/23		1203	AMAZON CAPITAL SERVICES		1,824.29
401439	09/29/23			MONTESSORI SCHOOL		\$1,404.82
	20-509-100-600-000-00-000			IJ7KVX9QM46H	11/16/23	\$1,404.82
401530	10/11/23			OFFICE SUPPLIES, BLACKTOP		\$184.02
	11-000-251-600-000-00-180			19CQG1TH1PQP	11/16/23	\$121.09
	11-000-261-610-000-00-000			19CQG1TH1PQP	11/16/23	\$62.93
401570	10/18/23			PORTUGUESE BOOKS FOR ELL		\$235.45
	20-242-100-600-000-00-000			16LMJDFYCR4X	11/16/23	\$61.13
	20-242-100-600-000-00-000			1X36JL6W7DVY	11/16/23	\$174.32
209022	11/16/23		2837	APPLE INC.		2,477.00
401528	10/11/23			MACBOOK PRO		\$2,477.00
	11-190-100-610-001-15-000			MA33331904	11/16/23	\$2,398.00
	11-190-100-610-001-15-000			MA33255370	11/16/23	\$79.00
209023	11/16/23		0528	ART EDUCATORS OF NEW JERSEY		225.00
401531	10/12/23			FALL ART CONFERENCE		\$225.00
	11-190-100-500-001-10-006			10202304930532	11/16/23	\$225.00
209024	11/16/23		1115	ASSOCIATION OF MATHEMATICS TEACHERS OF I		1,290.00
401101	08/22/23			FALL CONFERENCE REGISTRATION		\$215.00
	11-190-100-320-001-10-069			4835	11/16/23	\$215.00
401420	09/27/23			REGISTRATION FOR FALL CONFEREN		\$215.00
	11-190-100-320-001-10-069			4763	11/16/23	\$215.00
401428	10/07/23			FALL CONFERENCE		\$430.00
	11-000-240-890-000-09-000			4841	11/16/23	\$215.00
	11-000-240-890-000-09-000			4775	11/16/23	\$215.00
401572	10/18/23			FALL CONFERENCE-MATH-S.HELLER		\$215.00
	11-190-100-320-001-09-069			5018	11/16/23	\$215.00
401573	10/18/23			FALL CONF MATH-A.SPERLING		\$215.00
	11-190-100-320-001-09-069			4776	11/16/23	\$215.00
209025	✓ 11/16/23	11/16/23	00.0	\$ Multi Stub Void	#209026 Stub	
- - - - -						
209026	11/16/23		1255	ATLANTIC PLUMBING SUPPLY CORP.		3,748.42
401285	09/08/23			PLUMBING SUPPLIES		\$602.68
	11-000-261-610-000-00-000			S3949366.002	11/16/23	\$130.03
	11-000-261-610-000-00-000			S3949366.003	11/16/23	\$78.02
	11-000-261-610-000-00-000			S3949407-002	11/16/23	\$0.01
	11-000-261-610-000-04-000			S3949407-002	11/16/23	\$394.62
401431	09/28/23			PLUMBING SUPPLIES MTN PK		\$883.45
	11-000-261-610-000-04-000			S3965105.002	11/16/23	\$52.12

Starting date 11/16/2023 Ending date 11/16/2023

Chk#	Date	Rec date	Code	Vendor name	Check Comment	Check amount
209026	11/16/23		1255	ATLANTIC PLUMBING SUPPLY CORP.		3,748.42
401431	09/28/23			PLUMBING SUPPLIES MTN PK		\$883.45
	11-000-261-610-000-04-000			S3965105.001	11/16/23	\$831.33
401433	09/28/23			PLUMBING SUPPLIES CMS ART ROOM		\$92.91
	11-000-261-420-000-09-000			S3965097.001	11/16/23	\$92.91
401494	10/04/23			PLUMBING SUPPLIES GL KITCHEN		\$385.16
	11-000-261-610-000-10-000			S3968294.001	11/16/23	\$385.16
401520	10/11/23			PLUMBING SUPPLIES S3970666		\$825.14
	11-000-261-610-000-04-000			S3970666.001	11/16/23	\$825.14
401525	10/11/23			PLUMBING SUPPLIES S3970585		\$31.38
	11-000-261-610-000-00-000			S3970585.001	11/16/23	\$31.38
401539	10/12/23			PLUMBING SUPPLIES S3973267		\$56.55
	11-000-261-610-000-00-000			s3973267.001	11/16/23	\$56.55
401558	10/16/23			PLUMBING SUPPLIES S3974638		\$831.26
	11-000-261-610-000-00-000			S3974638.001	11/16/23	\$831.26
401560	10/16/23			PLUMBING SUPPLIES S3974645		\$39.89
	11-000-261-610-000-00-000			S3974645.001	11/16/23	\$39.89
209027	11/16/23		0872	ATLANTIC TOMORROWS OFFICE		75.60
401651	10/30/23			COPIER OVERAGE - GLHS		\$75.60
	11-190-100-500-000-15-187			686213	11/16/23	\$75.60
209028	11/16/23		2761	ATRA JANITORIAL SUPPLY CO., LLC.		15,777.99
400316	07/05/23			Custodial Supplies		\$7,535.13
	11-000-262-610-660-09-000			100320	11/16/23	\$7,535.13
400355	07/05/23			Custodial Supplies		\$3,232.66
	11-000-262-610-660-03-000			100411	11/16/23	\$3,232.66
400373	07/05/23			Custodial Supplies		\$198.56
	11-000-262-610-660-12-000			100409	11/16/23	\$198.56
400855	07/13/23			CUSTODIAL SUPPLIES		\$4,286.50
	11-000-262-610-660-09-000			100650	11/16/23	\$4,286.50
401429	09/28/23			CLEANING SUPPLIES - MP		\$525.14
	11-000-261-610-000-04-000			103196	11/16/23	\$525.14
209029	11/16/23		2796	AYER;DANIELLE		31.06
401511	10/06/23			CST: MILEAGE REIMURSEMENT/D.A.		\$31.06
	11-000-219-580-000-11-188			AUG/SEPT REIM.	11/16/23	\$31.06
209030	11/16/23		0580	B & H FOTO & ELECTRONICS CORP.		4,918.30
401142	08/23/23			AUDITORIUM SUPPLIES		\$4,918.30
	11-190-100-610-001-10-012			216651408	11/16/23	\$4,918.30
209031	11/16/23		1099	BAND TODAY LLC.		1,193.00
401315	09/14/23			FLAGS FOR COLOR GUARD		\$1,193.00
	11-401-100-600-000-10-000			14849	11/16/23	\$1,193.00
209032	11/16/23		0022	BATTERIES PLUS BULBS		72.87
400695	07/04/23			BATTERIES-GL ART		\$72.87
	11-190-100-610-001-10-006			P67135159	11/16/23	\$72.87
209033	11/16/23		1931	BERGEN TRACK & FIELD, LLC.		1,320.00
401540	10/12/23			SPIKED SHOE HOLIDAY FESTIVAL23		\$660.00
	11-402-100-800-000-10-002			GOV LIVINGSTON	11/16/23	\$660.00

Starting date 11/16/2023

Ending date 11/16/2023

Chk#	Date	Rec date	Code	Vendor name	Check Comment	Check amount
209033	11/16/23		1931	BERGEN TRACK & FIELD, LLC.		1,320.00
401541	10/12/23			METROPOLITAN INVITATIONAL 2024		\$660.00
	11-402-100-800-000-10-002			GOV LIVINGSTON	11/16/23	\$660.00
209034	11/16/23		3496	BERKELEY HEIGHTS POLICE DEPARTMENT		19,755.36
401275	09/08/23			CLASS III SLEO FOR CMS & GLHS		\$19,755.36
	11-000-266-390-000-00-000			9/21-10/22/23	11/16/23	\$19,755.36
209035	11/16/23		2793	BERRY;MARGARET		236.90
401628	10/26/23			MKM:HEALTH CONF. REIMB.		\$236.90
	11-000-213-500-239-01-000			OCT REIM	11/16/23	\$236.90
209036	11/16/23		2810	BEZOZO;DR. RICHARD		2,205.75
400807	07/11/23			23/24 SCHOOL PHYSICIAN		\$2,205.75
	11-000-213-500-239-14-000			NOVEMBER	11/16/23	\$2,205.75
209037	11/16/23		1294	BILLS;SCOTT A.		17,800.00
401518	10/11/23			BASEBALL INFIELD REPAIRS GL		\$17,800.00
	20-190-263-500-000-10-000			GOV LIVINGSTON	11/16/23	\$17,800.00
209038	11/16/23		2028	BLICK ART MATERIALS		27.71
401359	09/20/23			HISTORIC OAK CERT. FRAME		\$27.71
	11-190-100-610-001-10-087			1619987	11/16/23	\$27.71
209039	11/16/23		208	BOARD OF EDUCATION - CAFETERIA ACCOUNT		977.53
401332	09/18/23			SUPPLIES		\$203.69
	11-000-230-610-000-00-180			086-2942	11/16/23	\$203.69
401460	10/03/23			SUPPLIES FOR NURSES OFFICE		\$28.67
	11-000-213-600-238-05-000			086-2944	11/16/23	\$28.67
401519	10/11/23			SALTINES FOR NURSES OFFICE		\$28.67
	11-000-213-600-238-10-000			086-2947	11/16/23	\$28.67
401529	10/11/23			BOARD MEETING MATERIALS		\$45.00
	11-000-230-600-000-00-000			086--2943	11/16/23	\$45.00
401581	10/19/23			NATIONAL MERIT BREAKFAST		\$671.50
	11-000-218-600-000-10-054			086-2950	11/16/23	\$671.50
209040	11/16/23		3088	BROOKAIRE COMPANY, LLC.		3,800.44
401328	09/15/23			FILTERS FOR GL SCHOOL		\$2,382.20
	11-000-261-610-000-10-000			INV674215	11/16/23	\$2,382.20
401412	09/26/23			FILTERS FOR UNIVENTS - MP		\$1,418.24
	11-000-261-610-000-04-000			INV676413	11/16/23	\$1,418.24
209041	11/16/23		1663	BSN SPORTS/SPORT SUPPLY GROUP, INC.		327.33
400011	07/05/23			Physical Education Supplies		\$107.38
	11-190-100-610-001-03-000			922095179	11/16/23	\$107.38
401342	09/19/23			PADDED FLIP DOWN MARKER		\$219.95
	11-402-100-600-000-10-119			922962478	11/16/23	\$219.95
209042	11/16/23		2425	C & M DOOR CONTROLS, INC.		5,950.00
302969	06/13/23			REPLACEMENT FOR BROKEN DOOR		\$5,950.00
	11-000-261-420-000-12-000			52169	11/16/23	\$5,950.00
209043	11/16/23		225	CAROLINA BIOLOGICAL SUPPLY COMPANY		1,327.20
401294	09/11/23			OPEN SCIED PROGRAM KITS		\$1,327.20
	11-190-100-610-001-10-087			52329310RI	11/16/23	\$355.00
	11-190-100-610-001-10-087			52325458RI	11/16/23	\$972.20

Starting date 11/16/2023 Ending date 11/16/2023

Chk#	Date	Rec date	Code	Vendor name	Check Comment	Check amount
209044	V 11/16/23	11/16/23	00.0	\$ Multi Stub Void	#209048 Stub	

209045	V 11/16/23	11/16/23	00.0	\$ Multi Stub Void	#209048 Stub	

209046	V 11/16/23	11/16/23	00.0	\$ Multi Stub Void	#209048 Stub	

209047	V 11/16/23	11/16/23	00.0	\$ Multi Stub Void	#209048 Stub	

209048	11/16/23		226	CASCADE SCHOOL SUPPLIES INC.		5,228.72
400046	07/05/23			Fine Art Supplies		\$43.08
	11-213-100-610-001-09-000		60562		11/16/23	\$43.08
400102	07/05/23			General Classroom Supplies		\$55.81
	11-190-100-610-001-09-067		60575		11/16/23	\$55.81
400108	07/05/23			General Classroom Supplies		\$109.50
	11-190-100-610-001-09-067		60581		11/16/23	\$109.50
400112	07/05/23			General Classroom Supplies		\$109.25
	11-190-100-610-001-09-057		60585		11/16/23	\$53.57
	11-190-100-610-001-09-057		89687		11/16/23	\$55.68
400119	07/05/23			General Classroom Supplies		\$35.32
	11-213-100-610-001-09-000		60592		11/16/23	\$35.32
400120	07/05/23			General Classroom Supplies		\$35.51
	11-204-100-610-000-09-000		60593		11/16/23	\$35.51
400121	07/05/23			General Classroom Supplies		\$103.94
	11-190-100-610-001-01-000		60615		11/16/23	\$98.77
	11-190-100-610-001-01-000		91855		11/16/23	\$5.17
400122	07/05/23			General Classroom Supplies		\$436.86
	11-190-100-610-001-01-000		60616		11/16/23	\$430.28
	11-190-100-610-001-01-000		91856		11/16/23	\$6.58
400128	07/05/23			General Classroom Supplies		\$122.37
	11-190-100-610-001-01-000		60622		11/16/23	\$111.16
	11-190-100-610-001-01-000		91857		11/16/23	\$11.21
400129	07/05/23			General Classroom Supplies		\$25.11
	11-190-100-610-001-01-000		60623		11/16/23	\$9.39
	11-190-100-610-001-01-000		91858		11/16/23	\$15.72
400130	07/05/23			General Classroom Supplies		\$368.56
	11-190-100-610-001-01-000		91859		11/16/23	\$6.36
	11-190-100-610-001-01-000		60624		11/16/23	\$362.20
400131	07/05/23			General Classroom Supplies		\$151.58
	11-190-100-610-001-01-000		91060		11/16/23	\$22.42
	11-190-100-610-001-01-000		60625		11/16/23	\$129.16
400135	07/05/23			General Classroom Supplies		\$215.72
	11-190-100-610-001-01-000		60629		11/16/23	\$192.27
	11-190-100-610-001-01-000		91860		11/16/23	\$23.45
400138	07/05/23			General Classroom Supplies		\$210.45
	11-190-100-610-001-01-000		60632		11/16/23	\$210.45

Starting date 11/16/2023

Ending date 11/16/2023

Chk#	Date	Rec date	Code	Vendor name	Check Comment	Check amount
209048	11/16/23		226	CASCADE SCHOOL SUPPLIES INC.		5,228.72
400142	07/05/23			General Classroom Supplies		\$212.45
	11-190-100-610-001-01-000		60636		11/16/23	\$196.36
	11-190-100-610-001-01-000		93509		11/16/23	\$16.09
400145	07/05/23			General Classroom Supplies		\$135.66
	11-190-100-610-001-01-000		60639		11/16/23	\$119.39
	11-190-100-610-001-01-000		91861		11/16/23	\$16.27
400152	07/05/23			General Classroom Supplies		\$12.06
	11-213-100-610-001-10-000		82890		11/16/23	\$12.06
400153	07/05/23			General Classroom Supplies		\$51.04
	11-213-100-610-001-10-000		60653		11/16/23	\$51.04
400155	07/05/23			General Classroom Supplies		\$30.38
	11-204-100-610-000-10-000		89688		11/16/23	\$30.38
400162	07/05/23			General Classroom Supplies		\$49.59
	11-190-100-610-001-10-021		89689		11/16/23	\$49.59
400179	07/05/23			General Classroom Supplies		\$51.97
	11-190-100-610-001-04-000		85478		11/16/23	\$51.97
400204	07/05/23			General Classroom Supplies		\$362.00
	11-190-100-610-001-05-000		93347		11/16/23	\$10.43
	11-190-100-610-001-05-000		60515		11/16/23	\$351.57
400205	07/05/23			General Classroom Supplies		\$65.05
	11-190-100-610-001-05-000		60516		11/16/23	\$58.35
	11-190-100-610-001-05-000		93348		11/16/23	\$6.70
400208	07/05/23			General Classroom Supplies		\$249.94
	11-190-100-610-001-05-000		60519		11/16/23	\$236.82
	11-190-100-610-001-05-000		93349		11/16/23	\$13.12
400210	07/05/23			General Classroom Supplies		\$42.35
	11-190-100-610-001-05-000		93350		11/16/23	\$7.35
	11-190-100-610-001-05-000		60521		11/16/23	\$35.00
400211	07/05/23			General Classroom Supplies		\$354.62
	11-190-100-610-001-05-000		60522		11/16/23	\$308.03
	11-190-100-610-001-05-000		90716		11/16/23	\$46.59
400212	07/05/23			General Classroom Supplies		\$231.10
	11-190-100-610-001-05-000		60523		11/16/23	\$209.77
	11-190-100-610-001-05-000		93351		11/16/23	\$21.33
400213	07/05/23			General Classroom Supplies		\$473.87
	11-190-100-610-001-05-000		60524		11/16/23	\$444.00
	11-190-100-610-001-05-000		93352		11/16/23	\$29.87
400221	07/05/23			General Classroom Supplies		\$319.48
	11-190-100-610-001-05-000		60532		11/16/23	\$282.39
	11-190-100-610-001-05-000		93353		11/16/23	\$37.09
400229	07/05/23			Library Supplies		\$44.95
	11-000-222-600-230-09-000		60594		11/16/23	\$44.95
401077	08/17/23			CMS: ABA CLASSROOM SUPPLIES		\$519.15
	11-214-100-610-001-09-000		88394		11/16/23	\$490.11
	11-214-100-610-001-09-000		90717		11/16/23	\$29.04
209049	11/16/23		0144	CENTURION PRINTING		407.00
401269	09/08/23			2023-2024 PRINT SERVICES		\$407.00
	11-000-218-500-000-10-054		23-11738		11/16/23	\$282.00
	11-402-100-500-001-10-000		23-11740		11/16/23	\$125.00

Starting date 11/16/2023

Ending date 11/16/2023

Chk#	Date	Rec date	Code	Vendor name	Check Comment	Check amount
209050	11/16/23		0963	CHAUDRY LAW, LLC.		3,316.50
400894	07/19/23			PROFESSIONAL SERVICES		\$3,316.50
		11-000-230-331-002-00-000		OCTOBER #85	11/16/23	\$3,316.50
209051	11/16/23		2411	CHLIC - CIGNA		185,884.67
400766	07/06/23			2023/24 MEDICAL INSURANCE		\$151,224.31
		11-000-291-270-000-00-001		NOV #3268801	11/16/23	\$151,224.31
400767	07/06/23			2023/24 DENTAL INSURANCE		\$34,660.36
		11-000-291-270-000-00-353		NOV #3268802	11/16/23	\$34,660.36
209052	11/16/23		3744	CLEANING SYSTEMS COMPANY		1,616.68
400325	07/05/23			Custodial Supplies		\$51.80
		11-000-262-610-660-01-000		592885A	11/16/23	\$51.80
400367	07/05/23			Custodial Supplies		\$1,564.88
		11-000-262-610-660-05-000		592954	11/16/23	\$1,030.88
		11-000-262-610-660-05-000		592954A	11/16/23	\$534.00
209053	11/16/23		0757	CLEARY GIACOBBE ALFIERI JACOBS, LLC.		9,784.60
400896	07/19/23			23/24 PROFESSIONAL SERVICES		\$9,784.60
		11-000-230-331-001-00-000		127021	11/16/23	\$547.60
		11-000-230-331-001-00-000		126315	11/16/23	\$3,844.50
		11-000-230-331-001-00-000		126108	11/16/23	\$841.50
		11-000-230-331-001-00-000		126316	11/16/23	\$115.50
		11-000-230-331-001-00-000		126314	11/16/23	\$1,369.50
		11-000-230-331-001-00-000		126126	11/16/23	\$33.00
		11-000-230-331-001-00-000		125902	11/16/23	\$2,406.00
		11-000-230-331-001-00-000		126336	11/16/23	\$627.00
209054	11/16/23		2290	COLONIAL APPLIANCE		1,478.00
401153	08/25/23			AIR CONDITIONERS		\$1,478.00
		11-000-262-610-660-09-000		106124	11/16/23	\$1,478.00
209055	11/16/23		0220	COMCAST		4,633.76
400744	07/05/23			TECHNOLOGY INTERNET SERVICE		\$4,633.76
		11-000-252-340-000-15-000		OCT #183959326	11/16/23	\$2,316.88
		11-000-252-340-000-15-000		NOV #186368783	11/16/23	\$2,316.88
209056	11/16/23		1103	CUSTOM COACH AND LIMO		6,860.00
401465	10/03/23			RECURRING FALL ATHLETIC TRANSP		\$6,860.00
		11-000-270-512-000-10-001		43753	11/16/23	\$980.00
		11-000-270-512-000-10-001		43754	11/16/23	\$980.00
		11-000-270-512-000-10-001		43778	11/16/23	\$980.00
		11-000-270-512-000-10-001		43779	11/16/23	\$980.00
		11-000-270-512-000-10-001		43780	11/16/23	\$980.00
		11-000-270-512-000-10-001		43830	11/16/23	\$980.00
		11-000-270-512-000-10-001		43833	11/16/23	\$980.00
209057	11/16/23		1185	DAGOUNIS;DENNIS		852.51
401652	10/30/23			PD TRAVEL - D. DAGOUNIS		\$852.51
		11-000-221-580-000-17-000		REIMBURSEMENT	11/16/23	\$852.51
209058	11/16/23		1132	DECKER EQUIPMENT / SCHOOLFIX		770.26
401597	10/20/23			BOARD MEETING SUPPLIES		\$770.26
		11-000-230-600-000-00-000		552023	11/16/23	\$770.26

Starting date 11/16/2023

Ending date 11/16/2023

Chk#	Date	Rec date	Code	Vendor name	Check Comment	Check amount
209059	11/16/23		365	DEMCO INC.		602.29
400652	07/04/23			CMS LIBRARY SUPPLIES		\$602.29
	11-000-222-600-230-09-000			7374243	11/16/23	\$602.29
209060	11/16/23		1267	DIRECT ENERGY BUSINESS		26,779.43
401282	09/08/23			2023-2024 SECONDARY ELECTRIC		\$26,779.43
	11-000-262-622-610-01-000			1821361	11/16/23	\$1,346.92
	11-000-262-622-610-03-000			1821359	11/16/23	\$1,325.87
	11-000-262-622-610-04-000			1821358	11/16/23	\$691.00
	11-000-262-622-610-09-000			1821360	11/16/23	\$42.44
	11-000-262-622-610-09-000			1821362	11/16/23	\$387.24
	11-000-262-622-610-09-000			1821363	11/16/23	\$4,935.19
	11-000-262-622-610-09-000			1821409	11/16/23	\$18.59
	11-000-262-622-610-10-000			1821364	11/16/23	\$17,749.29
	11-000-262-622-610-10-000			1821408	11/16/23	\$282.89
209061	11/16/23		377	DOUGLASS DEVELOPMENTAL DISABILITIES CTR		61,026.38
400647	07/04/23			23-24 OOD TUITION-DDDC		\$61,026.38
	11-000-100-562-000-00-000			AUGUST	11/16/23	\$30,513.19
	11-000-100-562-000-00-000			SEPTEMBER	11/16/23	\$30,513.19
209062	11/16/23		1252	DROBACH EQUIPMENT RENTAL CO., INC.		5,274.00
400619	07/04/23			LIGHT TOWERS FOR FNL FOOTBALL		\$5,274.00
	11-402-100-500-001-10-000			01-158782-01	11/16/23	\$5,274.00
209063	11/16/23		0805	EB EMPLOYEE SOLUTIONS, LLC.		15,117.32
401103	08/22/23			HEALTH CARE ADMIN FEES		\$15,117.32
	11-000-291-270-000-00-001			OCT #103607	11/16/23	\$7,718.35
	11-000-291-270-000-00-001			NOV #104842	11/16/23	\$7,558.66
	11-000-291-270-000-00-001			CREDIT #105745	11/16/23	(\$159.69)
209064	11/16/23		416	EBSCO INFORMATION SERVICES		1,134.00
401050	08/14/23			AP CAPSTONE ONLINE RESOURCES		\$1,134.00
	11-190-100-610-001-10-048			1000215896-1	11/16/23	\$1,134.00
209065	11/16/23		0486	EDUCATION.COM		299.00
401195	08/29/23			IXL MEMBERSHIP RENEWAL GM		\$299.00
	20-250-100-600-000-00-000			S478666	11/16/23	\$299.00
209066	11/16/23		1283	EFFECTIVE SCHOOL SOLUTIONS, LLC.		29,500.00
401389	09/22/23			SERVICES FOR STUDENTS		\$29,500.00
	11-000-219-390-000-11-000			NOV #7237	11/16/23	\$29,500.00
209067	11/16/23		0014	EI US, LLC.		528.00
401058	08/15/23			HOME INSTRUCTION		\$528.00
	11-150-100-320-000-00-000			INV154886	11/16/23	\$528.00
209068	11/16/23		1316	ELLIS;DIANE		1,500.00
401590	10/20/23			GLHS - MARCHING BAND		\$1,500.00
	11-401-100-500-000-10-000				11/16/23	\$1,500.00
209069	11/16/23		2863	ERIC ARMIN INC.		1,369.00
401571	10/18/23			GRAPHING CAL - D. DAGOUNIS		\$1,369.00
	11-190-100-610-001-10-069			INV1310392	11/16/23	\$1,369.00
209070	11/16/23		2899	F.J.M. INC. T/A QUALITY REFRIGERATION		303.50
401584	10/19/23			WOODRUFF - COOLER LEAK		\$303.50
	60-910-310-420-000-00-000			23476996	11/16/23	\$303.50

Starting date 11/16/2023

Ending date 11/16/2023

Chk#	Date	Rec date	Code	Vendor name	Check Comment	Check amount
209071	11/16/23		0696	F.W. WEBB COMPANY		1,830.50
401574	10/19/23			PUMP FOR MTN PARK HEATING		\$1,830.50
	11-000-261-610-000-04-000			82831792	11/16/23	\$1,830.50
209072	11/16/23		0297	FARRAR FILTER CO., INC.		492.44
400329	07/05/23			Custodial Supplies		\$492.44
	11-000-262-610-660-01-000			156979	11/16/23	\$492.44
209073	11/16/23		0004	FIRST TECH CHALLENGE NEW JERSEY		100.00
401337	09/19/23			REGISTRATION FEE ROBOTICS		\$100.00
	11-401-100-890-000-10-000			10785	11/16/23	\$100.00
209074	11/16/23		1075	FLEXSCHOOL, INC.		7,453.00
400974	07/27/23			23-24 OOD SCHOOL YEAR CONTRACT		\$7,453.00
	11-000-100-566-000-00-000			NOVEMBER	11/16/23	\$7,453.00
209075	11/16/23		1013	FOLLETT CONTENT SOLUTIONS, LLC		643.25
400677	07/04/23			CMS LIBRARY BOOKS		\$643.25
	11-000-222-600-230-09-000			734233	11/16/23	\$643.25
209076	11/16/23		1152	FOREIGN LANGUAGE EDUCATORS OF NEW JERSEY		199.00
401410	09/26/23			2023-2024 WORKSHOP SERIES		\$199.00
	11-000-223-580-000-17-000			07375	11/16/23	\$199.00
209077	11/16/23		0897	GARDEN STATE COALITION OF SCHOOLS		2,500.00
401331	09/18/23			DISTRICT MEMBERSHIP		\$2,500.00
	11-000-230-890-000-00-000			3902	11/16/23	\$2,500.00
209078	11/16/23		1822	GENERAL BINDING CORP./ACCO BRANDS USA		137.76
401297	09/12/23			LAMINATION PAPER		\$137.76
	11-190-100-610-001-03-000			4727601228	11/16/23	\$137.76
209079	11/16/23		1053	GIMKIT, INC.		650.00
401118	08/23/23			DEPARTMENT LICENSE		\$650.00
	11-190-100-340-000-15-000			2C90AD91-0001	11/16/23	\$650.00
209080	11/16/23		587	GOPHER SPORT		77.70
401283	09/08/23			SPIKEBALL SET FOR PE		\$77.70
	11-190-100-610-001-10-081			IN317972	11/16/23	\$77.70
209081	11/16/23		0507	GOVCONNECTION, INC.		30.99
401358	09/20/23			WASTE CONTAINER		\$30.99
	11-190-100-610-001-10-039			74580500	11/16/23	\$30.99
209082	11/16/23		1277	GRAPHCOM, INC.		817.00
401191	08/29/23			SINGLE PANEL PROPS		\$817.00
	11-401-100-600-000-10-000			24924	11/16/23	\$817.00
209083	11/16/23		0336	HOWIES HOCKEY, INC.		399.34
401313	09/13/23			ICE HOCKEY TAPE		\$236.22
	11-402-100-600-000-10-115			INV000188367	11/16/23	\$236.22
401408	09/26/23			HOCKEY PUCKS FOR 23-24 SEASON		\$163.12
	11-402-100-600-000-10-115			INV000190506	11/16/23	\$163.12
209084	11/16/23		2368	IMPERIAL BAG & PAPER CO., LLC.		3,250.63
400318	07/05/23			Custodial Supplies		\$469.89
	11-000-262-610-660-09-000			14176289	11/16/23	\$377.49
	11-000-262-610-660-09-000			14626102	11/16/23	\$92.40

Starting date 11/16/2023

Ending date 11/16/2023

Chk#	Date	Rec date	Code	Vendor name	Check Comment	Check amount
209084	11/16/23		2368	IMPERIAL BAG & PAPER CO., LLC.		3,250.63
400337	07/05/23			Custodial Supplies		\$2,320.07
	11-000-262-610-660-10-000			14176283	11/16/23	\$1,252.39
	11-000-262-610-660-10-000			14186922	11/16/23	\$140.94
	11-000-262-610-660-10-000			14313400	11/16/23	\$719.70
	11-000-262-610-660-10-000			14529526	11/16/23	\$207.04
400375	07/05/23			Custodial Supplies		\$460.67
	11-000-262-610-660-12-000			14176288	11/16/23	\$460.67
209085	11/16/23		0112	J 3 TECHNOLOGIES, LLC.		200.00
400891	07/19/23		23/24	TELECOMMUNICATIONS SVCS		\$200.00
	11-000-252-340-000-15-000			OCT #3476	11/16/23	\$200.00
209086	11/16/23		963	J.W. PEPPER & SON, INC.		1,833.41
400782	07/10/23			SUPPLIES / ORCHESTRA MUSIC		\$407.99
	11-190-100-610-001-10-072			365466360	11/16/23	\$147.99
	11-190-100-610-001-10-072			365466742	11/16/23	\$260.00
400914	07/20/23			TREASURY OF SCALES		\$491.94
	11-190-100-610-001-10-072			365516727	11/16/23	\$219.95
	11-190-100-610-001-10-072			365619107	11/16/23	\$39.00
	11-190-100-610-001-10-072			365569604	11/16/23	\$130.00
	11-190-100-610-001-10-072			365516390	11/16/23	\$102.99
400991	08/01/23			MUSIC		\$357.99
	11-190-100-610-001-09-071			365596200	11/16/23	\$357.99
401002	08/02/23			MUSIC FOR ALL BANDS		\$575.49
	11-190-100-610-001-09-071			365648140	11/16/23	\$119.50
	11-190-100-610-001-09-071			365594148	11/16/23	\$455.99
209087	11/16/23		2183	JAEGER LUMBER CO.		1,827.79
401234	09/01/23			WOODSHOP MATERIALS		\$1,827.79
	11-190-100-610-001-10-060			1978814	11/16/23	\$1,827.79
209088	11/16/23		739	JERSEY CENTRAL POWER LIGHT CO		17,960.59
401019	08/07/23		2023/24	DISTRICT ELECTRIC SVCS		\$17,960.59
	11-000-262-622-610-01-000			OCTOBER	11/16/23	\$1,000.14
	11-000-262-622-610-03-000			OCTOBER	11/16/23	\$1,127.83
	11-000-262-622-610-04-000			OCTOBER	11/16/23	\$233.95
	11-000-262-622-610-05-000			OCTOBER	11/16/23	\$511.36
	11-000-262-622-610-09-000			OCTOBER	11/16/23	\$3,950.47
	11-000-262-622-610-10-000			OCTOBER	11/16/23	\$11,136.84
209089	V 11/16/23	11/16/23		00.0 \$ Multi Stub Void	#209090 Stub	
- - - - -						
209090	11/16/23		1532	JERSEY STATE CONTROLS CO.		46,172.00
302711	04/20/23			COMPUTER FOR JSC		\$3,528.00
	11-000-261-420-000-09-000			EDSVC23-128	11/16/23	\$1,428.00
	11-000-261-610-000-09-000			EDSVC23-128	11/16/23	\$2,100.00
302815	05/12/23			REPLACEMENT AIR COND UNIT		\$28,958.00
	12-000-261-730-000-05-000			MSVC23-143	11/16/23	\$28,958.00
400770	07/06/23			REPAIR AC IN ROOM B3		\$766.00
	11-000-261-420-000-09-000			EDSVC23-21	11/16/23	\$476.00
	11-000-261-610-000-09-000			EDSVC23-21	11/16/23	\$290.00

Starting date 11/16/2023

Ending date 11/16/2023

Chk#	Date	Rec date	Code	Vendor name	Check Comment	Check amount
209090	11/16/23		1532	JERSEY STATE CONTROLS CO.		46,172.00
400780	07/10/23			AC REPAIR FOR ROOM B17		\$476.00
	11-000-261-420-000-09-000			EDSVC23-243	11/16/23	\$476.00
400868	07/17/23			UPDATE COMPUTER FOR CONTROLS		\$3,528.00
	11-000-261-420-000-10-000			EDSVC23-127	11/16/23	\$1,428.00
	11-000-261-610-000-10-000			EDSVC23-127	11/16/23	\$2,100.00
400903	07/20/23			REPLACE ACTUATOR		\$1,202.00
	11-000-261-610-000-09-000			EDSVC23-270	11/16/23	\$1,202.00
401157	08/25/23			REPLACE COMPRESSOR		\$5,301.00
	12-000-261-730-000-09-000			EDSVC23-310	11/16/23	\$5,301.00
401252	09/07/23			DIANOSE AC IN B1		\$476.00
	11-000-261-420-000-09-000			EDSVC23-329	11/16/23	\$476.00
401398	09/25/23			ART ROOM REPAIR		\$1,461.00
	11-000-261-420-000-09-000			EDSVC23-337	11/16/23	\$476.00
	11-000-261-610-000-09-000			EDSVC23-337	11/16/23	\$985.00
401501	10/05/23			DIAGNOSE COOLING IN ROOM 202		\$476.00
	11-000-261-420-000-10-000			EDSVC23-367	11/16/23	\$476.00
209091	11/16/23		0029	KLEINMANN;RICHARD		1,500.00
401403	09/25/23			PSYC. EVALUATION		\$1,500.00
	11-000-219-390-000-11-000			7/11/23	11/16/23	\$1,500.00
209092	11/16/23		1648	LAKESHORE LEARNING MATERIALS		266.98
401129	08/23/23			MKM: RESOURCE ELEM/ NA		\$177.02
	11-214-100-610-001-00-000			259454091323	11/16/23	\$147.04
	11-214-100-610-001-00-000			259454092123	11/16/23	\$29.98
401296	09/12/23			SPECIAL SEATING		\$89.96
	11-190-100-610-001-05-000			365107100523	11/16/23	\$89.96
209093	11/16/23		2160	LEARNING A-Z / LAZEL		1,435.82
401322	09/14/23			READING A-Z SUBSC-3 TEACHERS		\$396.00
	11-213-100-320-000-00-000			7142976	11/16/23	\$396.00
401454	10/02/23			SUBSCRIPTION FOR LICENSE EXT		\$110.00
	20-250-200-300-000-00-000			7183108	11/16/23	\$110.00
401556	10/16/23			SUPERVISOR; ELL RAZ-PLUS		\$929.82
	20-242-200-500-000-00-000			7249909	11/16/23	\$929.82
209094	11/16/23		0958	LEW CORPORATION		4,500.00
202780	05/05/22			LEAD IN WATER SAMPLING PLAN		\$4,500.00
	11-000-261-420-000-01-000			139623	11/16/23	\$750.00
	11-000-261-420-000-03-000			139623	11/16/23	\$750.00
	11-000-261-420-000-04-000			139623	11/16/23	\$750.00
	11-000-261-420-000-05-000			139623	11/16/23	\$750.00
	11-000-261-420-000-09-000			139623	11/16/23	\$750.00
	11-000-261-420-000-10-000			139623	11/16/23	\$750.00
209095	11/16/23		1577	MACIE PUBLISHING COMPANY		729.81
401482	10/03/23			RECORDER PACKAGE FOR CHOIR		\$729.81
	11-190-100-610-001-03-000			21562	11/16/23	\$729.81
209096	11/16/23		2723	MANHATTAN WELDING COMPANY, INC.		2,420.74
401148	08/24/23			GAS ACTUATOR REPAIR		\$2,200.00
	11-000-261-420-000-09-000			86614	11/16/23	\$1,250.00
	11-000-261-610-000-09-000			86614	11/16/23	\$950.00

Starting date 11/16/2023

Ending date 11/16/2023

Chk#	Date	Rec date	Code	Vendor name	Check Comment	Check amount
209096	11/16/23		2723	MANHATTAN WELDING COMPANY, INC.		2,420.74
401461	10/03/23			PLUMBING SUPPLY		\$220.74
	11-000-261-610-000-00-000		86688		11/16/23	\$220.74
209097	11/16/23		0019	MANSON WESTERN, LLC.		268.00
401193	08/29/23			CAPS ONLINE KIT - M.W.		\$268.00
	11-000-216-600-000-11-000		WPS-467837		11/16/23	\$268.00
209098	11/16/23		1257	MD BUYING GROUP, LLC.		294.10
400966	07/26/23			HEALTH OFFICE SUPPLIES		\$294.10
	11-000-213-600-238-10-000		6666		11/16/23	\$294.10
209099	11/16/23		3348	METCO SUPPLY INC.		2,951.10
400321	07/05/23			Custodial Supplies		\$240.40
	11-000-262-610-660-09-000		112182		11/16/23	\$240.40
400328	07/05/23			Custodial Supplies		\$199.40
	11-000-262-610-660-01-000		112180		11/16/23	\$199.40
400351	07/05/23			Custodial Supplies		\$1,284.46
	11-000-262-610-660-04-000		112179		11/16/23	\$1,284.46
400361	07/05/23			Custodial Supplies		\$377.43
	11-000-262-610-660-03-000		112178		11/16/23	\$377.43
400377	07/05/23			Custodial Supplies		\$849.41
	11-000-262-610-660-12-000		112177		11/16/23	\$849.41
209100	11/16/23		0816	METUCHEN HIGH SCHOOL ATHLETICS		450.00
401487	10/04/23			BULLDOG HOLIDAY BASKETBALL TOU		\$450.00
	11-402-100-800-000-10-002		GOV LIVINGSTON		11/16/23	\$450.00
209101	11/16/23		1220	MICHAEL KAMINSKY & CARA JACOBS		8,750.00
400819	07/11/23			SETTLEMENT AGREEMENT - BK		\$8,750.00
	11-000-100-562-000-00-000		PAYMENT #1		11/16/23	\$8,750.00
209102	11/16/23		0724	MONTAGNA;RACHEL		34.40
401503	10/05/23			MILEAGE REIMBURSEMENT: RM		\$34.40
	11-000-219-580-000-11-188		AUG/SEPT REIM		11/16/23	\$34.40
209103	11/16/23		1048	MORRIS UNION JOINTURE COMMISSION		1,690.02
401468	10/03/23			RECURRING FALL ATHLETIC TRANSP		\$1,690.02
	11-000-270-512-000-10-001		AUG #34404		11/16/23	\$1,690.02
209104	11/16/23		2142	MUNICIPAL CAPITAL CORPORATION		17,791.80
400845	07/12/23		23/24	DISTRICT COPIER SERVICES		\$17,791.80
	11-000-218-500-000-10-187		22370 - #33 & 34		11/16/23	\$666.44
	11-000-219-500-000-11-187		22370 - #33 & 34		11/16/23	\$341.66
	11-000-221-390-000-17-000		22370 - #33 & 34		11/16/23	\$341.66
	11-000-230-610-000-00-180		22370 - #33 & 34		11/16/23	\$500.00
	11-000-251-600-000-00-180		22370 - #33 & 34		11/16/23	\$500.00
	11-190-100-500-000-01-187		22370 - #33 & 34		11/16/23	\$683.34
	11-190-100-500-000-03-187		22370 - #33 & 34		11/16/23	\$683.34
	11-190-100-500-000-04-187		22370 - #33 & 34		11/16/23	\$683.34
	11-190-100-500-000-05-187		22370 - #33 & 34		11/16/23	\$683.34
	11-190-100-500-000-09-187		22370 - #33 & 34		11/16/23	\$1,333.54
	11-190-100-500-000-10-187		22370 - #33 & 34		11/16/23	\$2,333.34
	11-190-100-500-000-15-187		22370 - #33 & 34		11/16/23	\$9,041.80

Starting date 11/16/2023

Ending date 11/16/2023

Chk#	Date	Rec date	Code	Vendor name	Check Comment	Check amount
209105	11/16/23		1110	NEW JERSEY AMERICAN WATER CO		3,890.42
401277	09/08/23		2023-2024	DISTRICT WATER SVCS		\$3,890.42
	11-000-262-490-000-01-000			SEPTEMBER	11/16/23	\$371.81
	11-000-262-490-000-03-000			SEPTEMBER	11/16/23	\$354.29
	11-000-262-490-000-04-000			SEPTEMBER	11/16/23	\$354.29
	11-000-262-490-000-05-000			SEPTEMBER	11/16/23	\$354.29
	11-000-262-490-000-09-000			SEPTEMBER	11/16/23	\$529.44
	11-000-262-490-000-09-000			SEPTEMBER	11/16/23	\$242.39
	11-000-262-490-000-10-000			SEPTEMBER	11/16/23	\$170.39
	11-000-262-490-000-10-000			SEPTEMBER	11/16/23	\$870.98
	11-000-262-490-000-10-000			SEPTEMBER	11/16/23	\$284.24
	11-000-262-490-000-10-000			SEPTEMBER	11/16/23	\$170.39
	11-000-262-490-000-10-000			SEPTEMBER	11/16/23	\$187.91
209106	11/16/23		1299	NEW JERSEY ASSOC OF EDUCATIONAL LEADER		585.00
401350	09/20/23			MEMBERSHIP DUES		\$585.00
	11-000-230-890-000-00-000			2324101	11/16/23	\$585.00
209107	11/16/23		1119	NEW JERSEY ASSOC OF SCH ADMINISTRATORS		3,270.00
401483	10/03/23			CONFERENCE REGISTRATION		\$550.00
	11-000-223-580-000-18-000			#2330	11/16/23	\$550.00
401537	10/12/23			MEMBERSHIP VARLEY		\$2,720.00
	11-000-230-890-000-00-000			MELISSA VARLEY	11/16/23	\$2,720.00
209108	11/16/23		1134	NEW JERSEY MATHEMATICS LEAGUE		100.00
401607	10/24/23			MATHEMATICS CONTEST FOR GL		\$100.00
	11-401-100-890-000-10-000			# 31	11/16/23	\$100.00
209109	11/16/23		0596	NEW JERSEY SCHOOL COUNSELOR ASSOC., INC		139.00
400692	07/04/23			OUT OF DISTRICT PD M. MORIN		\$139.00
	11-000-218-580-000-10-054			03928	11/16/23	\$139.00
209110	11/16/23		1302	NEW JERSEY SCIENCE CONVENTION		385.00
401349	09/20/23			PROF DEVELOPMENT - DAGOUNIS		\$185.00
	11-000-221-580-000-17-000			D. DAGOUNIS	11/16/23	\$185.00
401549	10/16/23			REGISTRATION FOR CONFERENCE		\$200.00
	11-190-100-320-001-10-087			NJSC23102023074	11/16/23	\$200.00
209111	11/16/23		1310	NEWTON HIGH SCHOOL		350.00
401526	10/11/23			HENRY BORESCH WREST TOURN		\$350.00
	11-402-100-800-000-10-002			GOV LIVINGSTON	11/16/23	\$350.00
209112	11/16/23		1398	NJ ADVANCE MEDIA LLC.		168.80
401523	10/11/23			LEGAL AD		\$168.80
	11-000-230-590-002-00-000			0010751159	11/16/23	\$168.80
209113	11/16/23		1462	NJAGC - NJ ASSOC FOR GIFTED CHILDREN		70.00
401419	09/27/23			GENERAL MEMBERSHIP		\$50.00
	11-000-240-890-000-03-000			2569	11/16/23	\$50.00
401489	10/04/23			NJ GIFTED SHAREFEST REG		\$20.00
	11-000-213-800-240-03-000			2570	11/16/23	\$20.00
209114	11/16/23		2920	NOC SERVICES		2,045.50
401155	08/25/23			REPLACEMENT BAND UNIFORMS		\$2,045.50
	11-401-100-600-000-10-000			5846	11/16/23	\$2,045.50

Starting date 11/16/2023

Ending date 11/16/2023

Chk#	Date	Rec date	Code	Vendor name	Check Comment	Check amount
209115	11/16/23		3733	NRG BUSINESS MARKETING		639.49
401280	09/08/23		2023-2024	SECONDARY GAS SVCS		\$639.49
	11-000-262-621-630-01-000			446560-11036	11/16/23	\$20.26
	11-000-262-621-630-03-000			446560-11367	11/16/23	\$40.76
	11-000-262-621-630-04-000			446560-11366	11/16/23	\$17.27
	11-000-262-621-630-05-000			446560-11364	11/16/23	\$59.43
	11-000-262-621-630-09-000			446560-11513	11/16/23	\$199.76
	11-000-262-621-630-10-000			446560-11365	11/16/23	\$302.01
209116	11/16/23		1856	OAK SECURITY GROUP, LLC		3,115.62
302770	05/03/23			KEYS FOR GOV LIVINGSTON		\$1,015.74
	11-000-266-390-000-00-000			72178	11/16/23	\$1,015.74
401394	09/22/23			KEYS LOCKSET FOR DISTRICT		\$1,974.48
	11-000-266-610-000-00-000			73456	11/16/23	\$1,974.48
401405	09/26/23			KEYS FOR GL		\$125.40
	11-000-266-610-000-00-000			73422	11/16/23	\$125.40
209117	11/16/23		0281	PANORAMA TOURS, INC.		4,125.00
401463	10/03/23			RECURRING ESTIMATE FALL TRANSP		\$4,125.00
	11-000-270-512-000-10-001			175	11/16/23	\$1,485.00
	11-000-270-512-000-10-001			207	11/16/23	\$1,320.00
	11-000-270-512-000-10-001			208	11/16/23	\$1,320.00
209118	11/16/23		0955	PARLAY IDEAS, INC.		120.00
401165	08/28/23			LICENSE FOR CAPSTONE		\$120.00
	11-190-100-320-001-10-039			401165	11/16/23	\$120.00
209119	11/16/23		2432	PASCO SCIENTIFIC		3,429.00
401209	08/31/23			PHYSICS SUPPLIES		\$3,429.00
	11-190-100-610-001-10-087			23IN013842	11/16/23	\$3,429.00
209120	11/16/23		943	PASSAIC VALLEY COACHES		11,220.00
401131	08/23/23			TRANSPORTATION FOR BAND COMPET		\$11,055.00
	11-000-270-512-000-10-000			9334	11/16/23	\$4,290.00
	11-000-270-512-000-10-000			9351	11/16/23	\$2,145.00
	11-000-270-512-000-10-000			9392	11/16/23	\$4,620.00
401647	10/27/23			TRANSPORTATION FOR BAND COMPET		\$165.00
	11-000-270-512-000-10-000			9392	11/16/23	\$165.00
209121	11/16/23		0651	PESI, INC.		67.48
302775	05/04/23			OUT OF DISTRICT PD		\$26.99
	20-485-218-320-000-00-000				06/30/23	\$26.99
302776	05/04/23			OUT OF DISTRICT PD		\$40.49
	20-485-218-320-000-00-000				06/30/23	\$40.49
209122	11/16/23		2589	PG CHAMBERS SCHOOL		25,412.94
400645	07/04/23			23-24 OOD TUITION-PG CHAMBERS		\$25,412.94
	20-250-100-566-000-00-000			NOVEMBER	11/16/23	\$25,412.94
209123	11/16/23		0569	PICKUP PATROL, LLC.		1,075.28
401255	09/07/23			ANNUAL SUBSCRIPTION		\$540.68
	11-190-100-320-000-03-000			I23003022	11/16/23	\$540.68
401517	10/10/23			DISMISSAL PROGRAM FOR STUDENTS		\$534.60
	11-190-100-320-000-05-000			I23002976	11/16/23	\$534.60

Starting date 11/16/2023 Ending date 11/16/2023

Chk#	Date	Rec date	Code	Vendor name	Check Comment	Check amount
209124	11/16/23		1248	PIMENTEL;JAY		1,871.70
401425	09/28/23			SUMMER TUITION REIUMBRUSEMENT		\$1,871.70
		11-000-291-280-000-00-130		SUMMER TUITION	11/16/23	\$1,871.70
209125	11/16/23		1707	PITSCO EDUCATION, LLC.		243.51
400286	07/05/23			Technology Supplies		\$243.51
		11-190-100-610-001-10-060		23-000015441	11/16/23	\$243.51
209126	11/16/23		1386	POMPTONIAN INC.		188,580.31
401270	09/08/23			2023-2024 CAFETERIA SERVICES		\$188,580.31
		60-910-310-320-000-00-000		W/E 9/29/23	11/16/23	\$2,511.55
		60-910-310-320-000-00-000		W/E 10/13/23	11/16/23	\$5,634.68
		60-910-310-320-000-00-000		W/E 10/20/23	11/16/23	\$1,380.86
		60-910-310-320-000-00-000		W/E 10/31/23	11/16/23	\$6,502.24
		60-910-310-600-000-00-000		W/E 9/29/23	11/16/23	\$27,036.04
		60-910-310-600-000-00-000		W/E 10/13/23	11/16/23	\$60,655.66
		60-910-310-600-000-00-000		W/E 10/20/23	11/16/23	\$14,864.56
		60-910-310-600-000-00-000		W/E 10/31/23	11/16/23	\$69,994.72
209127	11/16/23		3323	PORZIO, BROMBERG & NEWMAN		695.14
400895	07/19/23			23/24 PROFESSIONAL SERVICES		\$695.14
		11-000-230-331-001-00-000		SEPT #3306360	11/16/23	\$695.14
209128	11/16/23		1068	PORZIO;SUZANNA		54.42
401504	10/05/23			MILEAGE REIMURSMENT: DA		\$54.42
		11-000-219-580-000-11-188		REIMBURSEMENT	11/16/23	\$54.42
209129	11/16/23		1529	POWER PLACE, INC.		694.78
401411	09/26/23			BACKPACK BLOWER - MP GROUNDS		\$694.78
		11-000-263-610-000-04-000		1162200	11/16/23	\$694.78
209130	11/16/23		0340	POWERSCHOOL HOLDINGS, LLC.		1,344.69
401444	10/02/23			PROFESSIONAL DEVELOPMENT		\$1,344.69
		20-272-200-300-000-00-000		INV370861	11/16/23	\$1,344.69
209131	11/16/23		1274	PREFERRED CARE STAFFING, LLC.		7,948.43
400943	07/25/23			NURSING SRVC. FOR OOD STUDENT		\$7,948.43
		20-250-200-300-000-00-000		1230000830	11/16/23	\$1,996.39
		20-250-200-300-000-00-000		1230000855	11/16/23	\$2,008.51
		20-250-200-300-000-00-000		1230000873	11/16/23	\$1,673.76
		20-250-200-300-000-00-000		1230000552	11/16/23	\$274.13
		20-250-200-300-000-00-000		1230000893	11/16/23	\$1,995.64
209132	11/16/23		1188	PUBLIC SERVICE ELECTRIC AND GAS COMPANY		1,192.44
401278	09/08/23			2023-2024 DISTRICT GAS HEAT SV		\$1,192.44
		11-000-262-621-630-01-000		SEPTEMBER	11/16/23	\$184.84
		11-000-262-621-630-03-000		SEPTEMBER	11/16/23	\$217.05
		11-000-262-621-630-04-000		SEPTEMBER	11/16/23	\$187.33
		11-000-262-621-630-05-000		SEPTEMBER	11/16/23	\$186.25
		11-000-262-621-630-09-000		SEPTEMBER	11/16/23	\$206.76
		11-000-262-621-630-10-000		SEPTEMBER	11/16/23	\$210.21
209133	11/16/23		2994	REALLY GOOD STUFF, LLC.		553.92
400745	07/05/23			CLASSROOM SUPPLIES		\$553.92
		11-190-100-610-001-05-000		8293656	11/16/23	\$314.16
		11-190-100-610-001-05-000		8374402	11/16/23	\$239.76

Starting date 11/16/2023 Ending date 11/16/2023

Chk#	Date	Rec date	Code	Vendor name	Check Comment	Check amount
209134	11/16/23		0362	RED WING BUSINESS ADVANTAGE ACCOUNT		130.49
302999	06/22/23			WORK SHOES FOR NEW HIRE		\$130.49
	11-000-291-290-000-00-000			20230810020908	11/16/23	\$130.49
209135	11/16/23		0797	RETHINK AUTISM, INC.		6,000.00
401005	08/02/23			RETHINK AUTISM		\$6,000.00
	11-000-216-320-000-11-000			INV-083011	11/16/23	\$3,000.00
	20-251-200-300-000-00-000			INV-083011	11/16/23	\$3,000.00
209136	11/16/23		1190	RIDDELL ALL AMERICAN SPORTS		2,768.20
401430	09/28/23			FOOTBALL HELMETS		\$2,768.20
	11-402-100-600-000-10-115			60498027	11/16/23	\$2,768.20
209137	11/16/23		3600	RINGWOOD;JEANNE		135.00
401515	10/09/23			CPR, AED RECERTIFICATION		\$135.00
	11-000-213-500-239-10-000			REIMBURSEMENT	11/16/23	\$135.00
209138	11/16/23		0115	RIVERSIDE ASSESSMENTS, LLC.		2,173.44
401263	09/07/23			BDI & WJOV PROTOCOLS		\$2,173.44
	11-000-219-600-000-11-000			INV183383	11/16/23	\$2,173.44
209139	11/16/23		0499	ROSE BRAND WIPERS, INC.		6,440.00
401139	08/23/23			CURTAINS FOR GL		\$6,440.00
	11-190-100-610-001-10-012			818773	11/16/23	\$6,440.00
209140	11/16/23		0993	RUETSCH;DEBRA		115.00
401546	10/13/23			CPR RENEWAL COURSE		\$115.00
	11-000-213-500-239-05-000			REIMBURSEMENT	11/16/23	\$115.00
209141	11/16/23		2637	SCHOLASTIC		258.78
401083	08/17/23			CMS: ABA CLASSROOM		\$214.73
	11-214-100-610-001-09-000			51353254	11/16/23	\$214.73
401485	10/04/23			GLHS: LLD BOOKS FOR R.M.		\$44.05
	11-204-100-610-000-10-000			53750812	11/16/23	\$44.05
209142	11/16/23		3133	SCHOLASTIC EDUCATIONAL PUBLISHING		780.00
400651	07/04/23			CMS DATABASE SUBSCRIPTION		\$780.00
	11-000-222-320-000-09-000			51414969	11/16/23	\$780.00
209143	11/16/23		1296	SCHOLASTIC INC.		824.19
401051	08/14/23			SCIENCE WORLD MAGAZINES		\$824.19
	11-190-100-610-001-09-087			M7429386	11/16/23	\$824.19
209144	11/16/23		1298	SCHOOL HEALTH CORPORATION		33.50
400301	07/05/23			Health and Trainer Supplies		\$33.50
	11-190-100-610-001-10-072			4222043-00	11/16/23	\$33.50
209145	11/16/23		243	SCHOOL SPECIALTY LLC.		1,437.53
400704	07/04/23			MP GRADE 5 SCIENCE SUPPLIES		\$186.78
	11-190-100-610-001-04-000			308104354529	11/16/23	\$179.51
	11-190-100-610-001-04-000			208133272189	11/16/23	\$7.27
401120	08/23/23			MP: ABA SUPPLIES/ AR		\$777.83
	11-214-100-610-001-00-000			308104420465	11/16/23	\$777.83
401371	09/21/23			MKM: ABA/ A.P.		\$472.92
	20-251-100-600-000-00-000			308104431805	11/16/23	\$472.92

Starting date 11/16/2023 Ending date 11/16/2023

Chk#	Date	Rec date	Code	Vendor name	Check Comment	Check amount
209146	11/16/23		0092	SERVICE PLUS, INC.		3,616.76
401198	08/30/23			SUPPLIES FOR STOVE REPAIR		\$3,616.76
			60-910-310-420-000-00-000	1027035-IN	11/16/23	\$3,616.76
209147	11/16/23		1281	SHOP SPECIALTIES INC.		2,204.40
401222	09/01/23			IA MACHINE MAITANANCE GL		\$1,909.40
			11-190-100-500-001-10-060	B-6513	11/16/23	\$1,909.40
401225	09/01/23			MACHINE MAITANANCE CMS		\$295.00
			11-190-100-500-001-09-108	B-6514	11/16/23	\$295.00
209148	11/16/23		0945	SIEGEL;ADAM		985.00
400997	08/01/23			TUNING OF STEEL PANS		\$985.00
			11-190-100-500-001-09-071	136	11/16/23	\$985.00
209149	11/16/23		2433	SILVERGATE PREPARATORY SCHOOL, LLC.		2,090.00
401056	08/15/23			HOME INSTRUCTION		\$2,090.00
			11-150-100-320-000-00-000	42867	11/16/23	\$550.00
			11-150-100-320-000-00-000	42926	11/16/23	\$550.00
			11-150-100-320-000-00-000	42999	11/16/23	\$550.00
			11-150-100-320-000-00-000	43108	11/16/23	\$110.00
			11-150-100-320-000-00-000	43227	11/16/23	\$330.00
209150	11/16/23		1232	SIMPLIFY CHEMICAL SOLUTIONS INC.		2,846.40
401363	09/20/23			SOAP DISPENSER AND DETERGENT		\$2,846.40
			11-000-261-610-000-10-000	107950	11/16/23	\$2,846.40
209151	11/16/23		1240	SITEONE LANDSCAPE SUPPLY, LLC.		834.80
302806	05/10/23			DURAPITCH MOUND CLAY FOR FIELD		\$834.80
			11-402-100-600-000-10-119	129798139-001	11/16/23	\$834.80
209152	11/16/23		0163	SKC LEARNING, LLC.		1,980.00
400729	07/04/23			CONTRACTED HOME SERVICES		\$1,980.00
			11-000-216-320-000-11-000	SEPTEMBER	11/16/23	\$1,980.00
209153	11/16/23		0335	SOCIAL THINKING		158.92
401273	09/08/23			CST: SOCIAL THINKING/P.S.		\$158.92
			11-000-219-600-000-11-000	290654	11/16/23	\$158.92
209154	V 11/16/23	11/16/23	00.0	\$ Multi Stub Void	#209155 Stub	
- - - - -						
209155	11/16/23		2330	STAPLES BUSINESS ADVANTAGE		4,842.76
400014	07/05/23			Office/Computer Supplies		\$67.17
			11-190-100-610-001-09-033	3542725265	11/16/23	\$67.17
400016	07/05/23			Office/Computer Supplies		\$814.78
			11-190-100-610-001-09-003	3543009594	11/16/23	\$202.60
			11-190-100-610-001-09-003	3543009595	11/16/23	\$27.03
			11-190-100-610-001-09-003	3542806268	11/16/23	\$6.88
			11-190-100-610-001-09-003	3542725286	11/16/23	\$605.61
			11-190-100-610-001-09-003	3546048077	11/16/23	(\$19.61)
			11-190-100-610-001-09-003	3546048097	11/16/23	(\$7.73)
400017	07/05/23			Office/Computer Supplies		\$74.88
			11-190-100-610-001-09-067	3542725365	11/16/23	\$74.88
400024	07/05/23			Office/Computer Supplies		\$82.33
			11-000-240-600-000-01-000	3542725513	11/16/23	\$82.33

Starting date 11/16/2023 Ending date 11/16/2023

Chk#	Date	Rec date	Code	Vendor name	Check Comment	Check amount
209155	11/16/23		2330	STAPLES BUSINESS ADVANTAGE		4,842.76
400036	07/05/23			Office/Computer Supplies		\$2,879.76
	11-000-230-610-000-00-180			3542725597	11/16/23	\$2,879.76
400037	07/05/23			Office/Computer Supplies		\$582.85
	11-000-221-600-000-17-000			3542725635	11/16/23	\$582.85
401334	09/18/23			MKM:ELL SUPPLIES		\$243.90
	20-242-100-600-000-00-000			3549624307	11/16/23	\$243.90
401469	10/03/23			MKM: OT OFFICE SUPPLIES/ JT		\$37.49
	11-000-216-600-000-11-000			3550188513	11/16/23	\$37.49
401510	10/06/23			CST: LOCKS WITH WORDS		\$59.60
	11-000-216-600-000-11-000			3550257305	11/16/23	\$59.60
209156	11/16/23		0368	STATION CAB, INC.		3,953.00
401466	10/03/23			RECURRING FALL ATHLETIC TRANS		\$3,485.00
	11-000-270-512-000-10-001			1439	11/16/23	\$3,485.00
401490	10/04/23			ATHLETIC TRANSP 6/5/23		\$468.00
	11-000-270-512-000-10-001			1388	11/16/23	\$468.00
209157	11/16/23		1423	SUMMIT ELECTRICAL SUPPLY COMPANY		1,496.70
400741	07/05/23			LIGHT BULBS		\$300.00
	11-000-262-610-660-09-000			124184-1	11/16/23	\$300.00
401424	09/27/23			ELECTRICAL LIGHTS		\$1,196.70
	11-000-261-610-000-00-000			126754.-1	11/16/23	\$1,196.70
209158	11/16/23		1126	THE AMERICAN ASSOC OF TEACHERS OF SPANIS		65.00
401427	09/28/23			MEMBERSHIP RENEWAL		\$65.00
	11-000-240-890-000-09-000			300125130	11/16/23	\$65.00
209159	11/16/23		1266	THE CENTER SCHOOL		7,933.86
400817	07/11/23			23-24 OOD TUITION - CENTER SCH		\$7,933.86
	11-000-100-566-000-00-000			NOVEMBER	11/16/23	\$7,933.86
209160	11/16/23		1317	THE CONTINENTAL PRESS, INC.		1,258.99
401580	10/19/23			TITLE III CONSORTIUM		\$1,258.99
	20-242-100-600-000-00-024			684291	11/16/23	\$1,258.99
209161	11/16/23		1140	THE FUND FOR AMERICAN STUDIES		150.00
401244	09/06/23			WRANITZ CONFERENCE REG.		\$150.00
	11-190-100-320-001-10-090			3274000030980589	11/16/23	\$150.00
209162	11/16/23		825	THE LIBRARY STORE, INC.		36.38
400233	07/05/23			Library Supplies		\$36.38
	11-000-222-600-230-01-000			639953	11/16/23	\$36.38
209163	11/16/23		0989	THE MIDLAND SCHOOL		42,700.00
400650	07/04/23			23-24 OOD TUITION - MIDLAND		\$21,350.00
	20-250-100-566-000-00-000			JULY/AUGUST	11/16/23	\$12,810.00
	20-250-100-566-000-00-000			NOVEMBER	11/16/23	\$8,540.00
400784	07/10/23			23-24 OOD TUITION-MIDLAND-S.J.		\$21,350.00
	20-250-100-566-000-00-000			JULY/AUGUST	11/16/23	\$12,810.00
	20-250-100-566-000-00-000			NOVEMBER	11/16/23	\$8,540.00
209164	11/16/23		0778	THE SPEECH & THEATRE ASSOC OF NJ, INC.		175.00
400985	08/01/23			REGISTRATION FOR LISA BABIC		\$175.00
	11-000-223-580-000-17-000			LISA BABIC	11/16/23	\$175.00

Starting date 11/16/2023 Ending date 11/16/2023

Chk#	Date	Rec date	Code	Vendor name	Check Comment	Check amount
209165	11/16/23		2968	THE STOP & SHOP SUPERMARKET CO., LLC.		720.77
401655	10/31/23			SUPPLIES GL-F&CS-A. VALENTE		\$343.82
	11-190-100-610-001-10-045			I443142354	11/16/23	\$343.82
401657	10/31/23			SUPPLIES GL-F&CS-A. VALENTE		\$245.53
	11-190-100-610-001-10-045			I438644760	11/16/23	\$245.53
401658	10/31/23			SUPPLIES GL-F&CS-A.VALENTE		\$131.42
	11-190-100-610-001-10-045			I447741787	11/16/23	\$131.42
209166	11/16/23		1524	TOWNSHIP OF BERKELEY HEIGHTS		31,147.48
400889	07/19/23			2022 SEWER USAGE		\$31,147.48
	11-000-262-490-645-01-000			MK MCMILLIN	11/16/23	\$1,796.97
	11-000-262-490-645-03-000			HUGHES	11/16/23	\$1,796.97
	11-000-262-490-645-04-000			MT PARK	11/16/23	\$1,796.97
	11-000-262-490-645-05-000			WOODRUFF	11/16/23	\$2,395.96
	11-000-262-490-645-09-000			COLUMBIA MS	11/16/23	\$5,390.91
	11-000-262-490-645-10-000			GOV LIVINGSTON	11/16/23	\$17,969.70
209167	11/16/23		2496	TOWNSHIP OF BERKELEY HEIGHTS		10,062.81
401386	09/22/23			FUEL & MAINTENANCE		\$10,062.81
	11-000-261-420-000-12-000			OCTOBER	11/16/23	\$100.00
	11-000-261-610-000-00-000			OCTOBER	11/16/23	\$1,554.51
	11-000-270-420-003-00-000			OCTOBER	11/16/23	\$280.00
	11-000-270-610-000-00-000			OCTOBER	11/16/23	\$4,001.95
	11-000-270-615-000-00-000			OCTOBER	11/16/23	\$4,126.35
209168	11/16/23		0962	TRI STATE EQUIPMENT RENTAL & SALES CORP.		1,575.00
401066	08/16/23			ADDITIONAL LIGHT TOWERS FNL FB		\$1,575.00
	11-402-100-500-001-10-000			3417	11/16/23	\$1,575.00
209169	11/16/23		0238	TSAI;ANDREW		980.00
401497	10/04/23			CHROMEBOOK REPAIRS		\$980.00
	11-190-100-340-000-15-000			SEPTEMBER	11/16/23	\$980.00
209170	11/16/23		1520	UNION COUNTY EDUCATIONAL SERV COMM.		24,193.69
302719	04/24/23			CHAPTER 193 FOR FLEXSCHOOL		\$1,326.17
	20-507-100-320-000-00-028				06/30/23	\$1,326.17
401407	09/26/23			ESY 2023 CONTRACTED TRANS		\$22,867.52
	11-000-270-518-000-00-000			JULY	11/16/23	\$16,674.32
	11-000-270-518-000-00-000			AUGUST	11/16/23	\$6,193.20
209171	11/16/23		1025	UNION COUNTY IMPROVEMENT AUTHORITY REN		3,925.41
401281	09/08/23			2023-2024 SOLAR: WOODRUFF & GL		\$3,925.41
	11-000-262-622-610-05-000			SEPTEMBER	11/16/23	\$843.73
	11-000-262-622-610-05-000			OCTOBER	11/16/23	\$712.44
	11-000-262-622-610-10-000			SEPTEMBER	11/16/23	\$1,260.54
	11-000-262-622-610-10-000			OCTOBER	11/16/23	\$1,108.70
209172	11/16/23		0204	UNION COUNTY RECREATIONAL PROPERTIES		747.00
401338	09/19/23			2023 GOLF COURSE USE		\$747.00
	11-402-100-800-000-10-002			GOV LIVINGSTON	11/16/23	\$747.00
209173	11/16/23		0551	UNION COUNTY SUPERINTENDENTS ROUNDTABI		450.00
401689	11/06/23			MEMBERSHIP DUES		\$450.00
	11-000-230-890-000-00-000			MELISSA VARLEY	11/16/23	\$450.00

Starting date 11/16/2023 Ending date 11/16/2023

Chk#	Date	Rec date	Code	Vendor name	Check Comment	Check amount
209174	11/16/23		2549	UNION COUNTY VOCATIONAL TECHNICAL SCHO		55,650.00
401650	10/31/23		2023-2024 TUITION			\$55,650.00
	11-000-100-563-000-00-000		SEPTEMBER		11/16/23	\$55,650.00
209175	11/16/23		1319	UNIONDALE WRESTLING		300.00
401605	10/23/23		2024 UNIONDALE DUALS WRESTLING			\$300.00
	11-402-100-800-000-10-002		GOV LIVINGSTON		11/16/23	\$300.00
209176	11/16/23		863	VALENZUELA;JORGE A;		374.93
400315	07/05/23		Custodial Supplies			\$66.59
	11-000-262-610-660-09-000		312556A		11/16/23	\$66.59
400333	07/05/23		Custodial Supplies			\$308.34
	11-000-262-610-660-10-000		312560A		11/16/23	\$308.34
209177	11/16/23		2620	VAN BUSKIRK;PETER W.		2,400.00
400962	07/26/23		SPEAKER JUNIOR COLLEGE NIGHT			\$2,400.00
	11-000-218-320-000-10-054		1759		11/16/23	\$2,400.00
209178	11/16/23		0735	VARLEY;DR. MELISSA		370.51
401685	11/03/23		TRAVEL REIMBURSEMENT			\$370.51
	11-000-230-580-000-00-184		REIMBURSEMENT		11/16/23	\$370.51
209179	11/16/23		0957	VARSITY VANTAGE, LLC.		1,200.00
401305	09/12/23		FOOTBALL FILM FALL 2023			\$1,200.00
	11-402-100-500-000-10-001		FINAL #2217		11/16/23	\$1,200.00
209180	11/16/23		3409	VERIZON WIRELESS		1,053.71
400892	07/19/23		23/24 WIRELESS PHONES & IPAD			\$1,053.71
	11-000-230-530-642-14-105		9945506696		11/16/23	\$330.52
	11-000-230-530-642-14-105		9947946769		11/16/23	\$327.69
	11-000-230-530-642-14-105		9946732582		11/16/23	\$395.50
209181	11/16/23		0987	VISUAL COMPUTER SOLUTIONS, INC.		3,528.06
401486	10/04/23		POLICE SECURITY SNL SNYDER9/30			\$918.06
	11-402-100-500-000-10-001		590002401		11/16/23	\$918.06
401527	10/11/23		POLICE AT FNL 10/6/23			\$1,650.00
	11-402-100-500-000-10-001		1350001414		11/16/23	\$1,650.00
401604	10/23/23		POLICE AT FOOTBALL 10/21/23			\$960.00
	11-402-100-500-000-10-001		1350001430		11/16/23	\$960.00
209182	11/16/23		590	W.W. GRAINGER, INC.		3,342.88
401317	09/14/23		WALL CLOCKS			\$153.60
	11-000-262-610-660-09-000		9858297105		11/16/23	\$153.60
401372	09/20/23		PLUMBING SUPPLIES			\$452.78
	11-000-261-610-000-09-000		9855025533		11/16/23	(\$225.78)
	11-000-261-610-000-09-000		9852403022		11/16/23	\$678.56
401383	09/22/23		SALT AND MATS AT MP			\$1,945.28
	11-000-263-610-000-04-000		9867943996		11/16/23	\$1,945.28
401415	09/27/23		UPRIGHT VACUUM			\$791.22
	11-000-261-610-000-05-000		9863110129		11/16/23	\$791.22
209183	11/16/23		1070	WAGeworks, INC.		270.64
400927	07/24/23		COBRA NOTIFICATION&ENROLLMENT			\$270.64
	11-000-291-270-000-00-001		0923-TR42494		11/16/23	\$270.64

Rec and Unrec checks

Hand and Machine checks

11/13/23 13:49

Starting date 11/16/2023

Ending date 11/16/2023

Chk#	Date	Rec date	Code	Vendor name	Check Comment	Check amount
209184	11/16/23		3027	WARRENVILLE HARDWARE		111.75
401434	09/28/23			MAINTENANCE SUPPLIES		\$111.75
	11-000-261-610-000-00-000		531419		11/16/23	\$89.97
	11-000-261-610-000-00-000		531522		11/16/23	\$16.99
	11-000-261-610-000-00-000		529544		11/16/23	\$4.79
209185	11/16/23		1066	WASTE MANAGEMENT OF NEW JERSEY, INC.		20,466.51
401417	09/27/23			ANNUAL GARBAGE & RECYCLING		\$20,466.51
	11-000-262-420-000-00-000		3458093-2433-7		11/16/23	\$4,570.10
	11-000-262-420-000-00-000		3464898-2433-1		11/16/23	\$4,345.10
	11-000-262-420-000-00-000		0708631-2433-8		11/16/23	\$5,385.92
	11-000-262-420-000-00-000		3471967-2433-5		11/16/23	\$5,385.92
	11-000-262-420-000-00-000		3478802-2433-7		11/16/23	\$779.47
209186	11/16/23		1862	WB MASON CO., INC.		1,620.37
401061	08/16/23			MIDDLE SCHOOL COUNSELING ROOM		\$868.02
	20-491-200-600-000-00-000		241788652		11/16/23	\$868.02
401207	08/30/23			OFFICE SUPPLIES		\$183.03
	11-000-230-610-000-00-180		241291124		11/16/23	\$156.78
	11-000-230-610-000-00-180		241645349		11/16/23	\$26.25
401208	08/31/23			CMS COUNSELING OFFICE SUPPLIES		\$353.18
	20-491-200-600-000-00-000		CM2225876		11/16/23	(\$176.59)
	20-491-200-600-000-00-000		241854351		11/16/23	\$176.59
	20-491-200-600-000-00-000		241484090		11/16/23	\$353.18
401276	09/08/23			NAMES PLATES FOR COUNSELORS		\$31.08
	11-000-218-600-000-10-054		241700083		11/16/23	\$31.08
401290	09/11/23			BA SIGNATURE STAMP		\$24.92
	11-000-251-600-000-00-180		241790112		11/16/23	\$24.92
401498	10/05/23			DESK CALENDARS		\$113.50
	11-190-100-610-001-10-039		242125091		11/16/23	\$113.50
401514	10/09/23			HEALTH RECORDS FOLDERS		\$46.64
	11-000-213-600-238-10-000		242124783		11/16/23	\$46.64
209187	11/16/23		4007	XTEL COMMUNICATIONS		2,295.71
400844	07/12/23		23/24	DISTRICT PHONE SERVICES		\$2,295.71
	11-000-230-530-642-01-000		#013439 NOV		11/16/23	\$213.62
	11-000-230-530-642-03-000		#013439 NOV		11/16/23	\$154.11
	11-000-230-530-642-04-000		#013439 NOV		11/16/23	\$218.36
	11-000-230-530-642-05-000		#013439 NOV		11/16/23	\$169.52
	11-000-230-530-642-06-000		#013439 NOV		11/16/23	\$22.00
	11-000-230-530-642-07-000		#013439 NOV		11/16/23	\$22.00
	11-000-230-530-642-09-000		#013439 NOV		11/16/23	\$339.00
	11-000-230-530-642-10-000		#013439 NOV		11/16/23	\$1,136.71
	11-000-230-530-642-11-000		#013439 NOV		11/16/23	\$20.39
209188	11/16/23		2162	ZITA CORP. D/B/A ELEFANTE MUSIC		169.75
400792	07/11/23			MP BAND INSTRUMENT REPAIRS		\$145.00
	11-190-100-320-000-04-000		2417353		11/16/23	\$145.00
401436	09/28/23			MUSIC FOLDERS FOR SHEET MUSIC		\$24.75
	11-190-100-610-001-04-000		2426568		11/16/23	\$24.75
209189	11/16/23		0860	ZOOM VIDEO COMMUNICATIONS, INC.		3,090.00
401562	10/17/23			VIDEO-BOE MEETINGS & INTERVIEW		\$3,090.00
	11-000-252-340-000-15-000		INV222922847		11/16/23	\$3,090.00


Starting date 11/16/2023

Ending date 11/16/2023

Fund Totals

10	GENERAL CURRENT EXPENSE	\$1,500.00
11	GENERAL CURRENT EXPENSE	\$803,397.90
12	CAPITAL OUTLAY	\$34,259.00
20	SPECIAL REVENUE FUNDS	\$109,061.80
60	CAFETERIA	\$192,500.57
	Total for all checks listed	\$1,140,719.27

Prepared and submitted by:


Board Secretary

11.16.23
Date

Starting date 7/1/2023 Ending date 9/30/2023 Fund: 10 GENERAL CURRENT EXPENSE

Assets and Resources

Assets:

101	Cash in bank		\$10,806,910.40
102-106	Cash Equivalents		\$513,298.83
108	Impact Aid Reserve (General)		\$0.00
109	Impact Aid Reserve (Capital)		\$0.00
111	Investments		\$0.00
112	Unamortized Premums on Investments		\$0.00
113	Unamortized Discounts on Investments		\$0.00
114	Interest Receivable on Investments		\$0.00
115	Accrued Interest on Investments		\$0.00
116	Capital Reserve Account		\$2,509,764.16
117	Maintenance Reserve Account		\$502,693.44
118	Emergency Reserve Account		\$0.00
121	Tax levy Receivable		\$34,384,834.49

Accounts Receivable:

132	Interfund	\$161,010.16	
141	Intergovernmental - State	\$3,328,027.00	
142	Intergovernmental - Federal	\$94,910.17	
143	Intergovernmental - Other	\$839,558.45	
153, 154	Other (net of estimated uncollectable of \$ _____)	\$0.00	\$4,423,505.78

Loans Receivable:

131	Interfund	\$0.00	
151, 152	Other (Net of estimated uncollectable of \$ _____)	\$0.00	\$0.00
161	Bond Proceeds Receivable		\$0.00
171	Inventories for Consumption		\$0.00
172	Inventories for Resale		\$0.00
181	Prepaid Expenses		\$0.00
191	Deposits		\$0.00
192	Deferred Expenditures		\$0.00
199, xxx	Other Current Assets		\$4,756,285.00

Resources:

301	Estimated Revenues	\$56,027,070.00	
302	Less Revenues	(\$55,344,657.27)	\$682,412.73

Total assets and resources

\$58,579,704.83

Starting date 7/1/2023 Ending date 9/30/2023 Fund: 10 GENERAL CURRENT EXPENSE

Liabilities and Fund Equity

Liabilities:

401	Interfund Loans Payable	\$0.00
402	Interfund Accounts Payable	\$0.00
411	Intergovernmental Accounts Payable - State	\$0.00
412	Intergovernmental Accounts Payable - Federal	\$0.00
413	Intergovernmental Accounts Payable - Other	\$0.00
421	Accounts Payable	(\$7,369.00)
422	Judgments Payable	\$795,795.79
431	Contracts Payable	\$0.00
451	Loans Payable	\$0.00
471	Payroll Deductions and Withholdings	\$0.00
481	Deferred Revenues	\$64,081.05
580	Unemployment Trust Fund Liability	\$0.00
499, xxx	Other Current Liabilities	\$188,222.04
Total liabilities		\$1,040,729.88

Starting date 7/1/2023 Ending date 9/30/2023 Fund: 10 GENERAL CURRENT EXPENSE

Fund Balance:

Appropriated:

753,754 Reserve for Encumbrances \$44,521,690.43

Reserved Fund Balance:

761	Capital Reserve Account - July 1	\$2,498,726.17	
604	Add: Increase in Capital Reserve	\$4,500.00	
307	Less: Bud. w/d Cap. Reserve Eligible Costs	(\$1,758,750.00)	
309	Less: Bud. w/d Cap. Reserve Excess Costs	\$0.00	
317	Less: Bud. w/d cap. Reserve Debt Service	\$0.00	\$744,476.17
762	Reserve for Adult Education		\$0.00
763	Sale/Leaseback Reserve Account - July 1	\$1,380,675.76	
605	Add: Increase in Sale/Leaseback Reserve	\$0.00	
308	Less: Bud w/d Sale/Leaseback Reserve	\$0.00	\$1,380,675.76
764	Maintenance Reserve Account - July 1	\$500,437.40	
606	Add: Increase in Maintenance Reserve	\$150.00	
310	Less: Bud. w/d from Maintenance Reserve	\$0.00	\$500,587.40
765	Tuition Reserve Account - July 1	\$0.00	
311	Less: Bud. w/d from Tuition Reserve	\$0.00	\$0.00
766	Reserve for Cur. Exp. Emergencies - July 1	\$0.00	
607	Add: Increase in Cur. Exp. Emer. Reserve	\$0.00	
312	Less: Bud. w/d from Cur. Exp. Emer. Reserve	\$0.00	\$0.00
755	Reserve for Bus Advertising - July 1	\$0.00	
610	Add: Increase in Bus Advertising Reserve	\$0.00	
315	Less: Bud. w/d from Bus Advertising Reserve	\$0.00	\$0.00
756	Federal Impact Aid (General) - July 1	\$0.00	
611	Add: Increase in Federal Impact Aid (General)	\$0.00	
318	Less: Bud. w/d from Federal Impact Aid (Gen.)	\$0.00	\$0.00
757	Federal Impact Aid (Capital) - July 1	\$0.00	
612	Add: Increase in Federal Impact Aid (Capital)	\$0.00	
319	Less: Bud. w/d from Federal Impact Aid (Cap.)	\$0.00	\$0.00
769	Unemployment Fund - July 1	\$0.00	
	Add: Increase in Unemployment Fund	\$0.00	
678	Less: Bud. w/d from Unemployment Fund	\$0.00	\$0.00
750-752,76x	Other reserves		\$0.00
601	Appropriations	\$61,023,771.22	
602	Less: Expenditures	(\$9,513,118.66)	
	Less: Encumbrances	(\$43,835,661.23)	(\$53,348,779.89)
	Total appropriated		\$54,822,421.09
	Unappropriated:		
770	Fund balance, July 1		\$5,959,155.08
771	Designated fund balance		\$0.00
303	Budgeted fund balance		(\$3,242,601.22)
	Total fund balance		\$57,538,974.95
	Total liabilities and fund equity		<u>\$58,579,704.83</u>

Starting date 7/1/2023 Ending date 9/30/2023 Fund: 10 GENERAL CURRENT EXPENSE

Recapitulation of Budgeted Fund Balance:

	<u>Budgeted</u>	<u>Actual</u>	<u>Variance</u>
Appropriations	\$61,023,771.22	\$53,348,779.89	\$7,674,991.33
Revenues	(\$56,027,070.00)	(\$55,344,657.27)	(\$682,412.73)
Subtotal	<u>\$4,996,701.22</u>	<u>(\$1,995,877.38)</u>	<u>\$6,992,578.60</u>
Change in Capital Reserve Account:			
Plus - Increase in reserve	\$4,500.00	\$11,037.99	(\$6,537.99)
Less - Withdrawal from reserve	(\$1,758,750.00)	(\$1,758,750.00)	\$0.00
Subtotal	<u>\$3,242,451.22</u>	<u>(\$3,743,589.39)</u>	<u>\$6,986,040.61</u>
Change in Sale/Leaseback Account:			
Plus - Increase in reserve	\$0.00	\$0.00	\$0.00
Less - Withdrawal from reserve	\$0.00	\$0.00	\$0.00
Subtotal	<u>\$3,242,451.22</u>	<u>(\$3,743,589.39)</u>	<u>\$6,986,040.61</u>
Change in Maintenance Reserve Account:			
Plus - Increase in reserve	\$150.00	\$2,256.04	(\$2,106.04)
Less - Withdrawal from reserve	\$0.00	\$0.00	\$0.00
Subtotal	<u>\$3,242,601.22</u>	<u>(\$3,741,333.35)</u>	<u>\$6,983,934.57</u>
Change in Emergency Reserve Account:			
Plus - Increase in reserve	\$0.00	\$0.00	\$0.00
Less - Withdrawal from reserve	\$0.00	\$0.00	\$0.00
Subtotal	<u>\$3,242,601.22</u>	<u>(\$3,741,333.35)</u>	<u>\$6,983,934.57</u>
Change in Tuition Reserve Account:			
Plus - Increase in reserve	\$0.00	\$0.00	\$0.00
Less - Withdrawal from reserve	\$0.00	\$0.00	\$0.00
Subtotal	<u>\$3,242,601.22</u>	<u>(\$3,741,333.35)</u>	<u>\$6,983,934.57</u>
Change in Bus Advertising Reserve Account:			
Plus - Increase in reserve	\$0.00	\$0.00	\$0.00
Less - Withdrawal from reserve	\$0.00	\$0.00	\$0.00
Subtotal	<u>\$3,242,601.22</u>	<u>(\$3,741,333.35)</u>	<u>\$6,983,934.57</u>
Change in Federal Impact Aid (General):			
Plus - Increase in reserve	\$0.00	\$0.00	\$0.00
Less - Withdrawal from reserve	\$0.00	\$0.00	\$0.00
Subtotal	<u>\$3,242,601.22</u>	<u>(\$3,741,333.35)</u>	<u>\$6,983,934.57</u>
Change in Federal Impact Aid (Capitall):			
Plus - Increase in reserve	\$0.00	\$0.00	\$0.00
Less - Withdrawal from reserve	\$0.00	\$0.00	\$0.00
Subtotal	<u>\$3,242,601.22</u>	<u>(\$3,741,333.35)</u>	<u>\$6,983,934.57</u>
Less: Adjustment for prior year	\$0.00	\$0.00	\$0.00
Budgeted fund balance	<u>\$3,242,601.22</u>	<u>(\$3,741,333.35)</u>	<u>\$6,983,934.57</u>

Prepared and submitted by :


Board Secretary

11/13/23
Date

Starting date 7/1/2023 Ending date 9/30/2023 Fund: 10 GENERAL CURRENT EXPENSE

Revenues:		Org Budget	Transfers	Budget Est	Actual	Over/Under	Unrealized
00370	SUBTOTAL – Revenues from Local Sources	52,399,254	0	52,399,254	51,716,841	Under	682,413
00520	SUBTOTAL – Revenues from State Sources	3,627,816	0	3,627,816	3,627,816		0
	Total	56,027,070	0	56,027,070	55,344,657		682,413
Expenditures:		Org Budget	Transfers	Adj Budget	Expended	Encumber	Available
03200	TOTAL REGULAR PROGRAMS - INSTRUCTION	18,342,519	141,535	18,484,054	2,228,474	15,951,671	303,909
10300	Total Special Education - Instruction	5,802,133	0	5,802,133	570,198	5,215,942	15,993
11160	Total Basic Skills/Remedial – Instruct.	347,152	0	347,152	15,844	328,658	2,650
12160	Total Bilingual Education – Instruction	199,476	0	199,476	19,498	177,683	2,295
17100	Total School-Sponsored Co/Extra Curricular	326,492	1,300	327,792	(351)	306,860	21,283
17600	Total School-Sponsored Athletics – Instr	1,211,434	4,719	1,216,153	174,341	875,744	166,067
29180	Total Undistributed Expenditures - Instr	2,176,186	(115,000)	2,061,186	90,438	925,808	1,044,940
29680	Total Undistributed Expenditures – Atten	62,779	0	62,779	15,695	47,084	0
30620	Total Undistributed Expenditures – Healt	639,971	2,304	642,275	91,158	535,357	15,761
40580	Total Undistributed Expend – Speech, OT,	888,936	0	888,936	101,091	755,630	32,215
41080	Total Undist. Expend. – Other Supp. Serv	914,975	0	914,975	96,426	818,549	0
41660	Total Undist. Expend. – Guidance	1,357,860	1,332	1,359,192	177,560	1,157,659	23,972
42200	Total Undist. Expend. – Child Study Team	1,562,435	271,856	1,834,291	224,308	1,597,581	12,403
43200	Total Undist. Expend. – Improvement of I	1,114,490	11,979	1,126,469	283,058	826,107	17,304
43620	Total Undist. Expend. – Edu. Media Serv.	408,125	1,912	410,037	49,910	346,232	13,895
44180	Total Undist. Expend. – Instructional St	165,796	2,659	168,455	10,260	109,499	48,696
45300	Support Serv. - General Admin	1,493,609	20,177	1,513,786	585,391	760,637	167,759
46160	Support Serv. - School Admin	1,952,490	16,841	1,969,331	527,125	1,421,776	20,429
47200	Total Undist. Expend. – Central Services	594,422	(0)	594,422	122,398	431,758	40,266
47620	Total Undist. Expend. – Admin. Info. Tec	638,509	0	638,509	350,325	240,308	47,877
51120	Total Undist. Expend. – Oper. & Maint. O	4,373,469	132,217	4,505,686	821,516	3,000,351	683,819
52480	Total Undist. Expend. – Student Transpor	2,342,398	29,932	2,372,330	116,974	617,629	1,637,728
71260	TOTAL PERSONNEL SERVICES –EMPLOYEE	11,105,761	114,541	11,220,302	2,465,183	7,267,752	1,487,367
75880	TOTAL EQUIPMENT	292,707	43,164	335,871	180,442	75,748	79,681
76260	Total Facilities Acquisition and Constr	1,788,684	154,495	1,943,179	116,189	38,306	1,788,684
77680	Total Summer School - Instruction	85,000	0	85,000	79,668	5,332	0
	Total	60,187,808	835,963	61,023,771	9,513,119	43,835,661	7,674,991

Starting date 7/1/2023 Ending date 9/30/2023 Fund: 20 SPECIAL REVENUE FUNDS

Assets and Resources

Assets:

101	Cash in bank		\$53,772.53
102-106	Cash Equivalents		\$0.00
108	Impact Aid Reserve (General)		\$0.00
109	Impact Aid Reserve (Capital)		\$0.00
111	Investments		\$0.00
112	Unamortized Premums on Investments		\$0.00
113	Unamortized Discounts on Investments		\$0.00
114	Interest Receivable on Investments		\$0.00
115	Accrued Interest on Investments		\$0.00
116	Capital Reserve Account		\$0.00
117	Maintenance Reserve Account		\$0.00
118	Emergency Reserve Account		\$0.00
121	Tax levy Receivable		\$0.00

Accounts Receivable:

132	Interfund	\$0.00	
141	Intergovernmental - State	(\$3,867.00)	
142	Intergovernmental - Federal	\$106,994.00	
143	Intergovernmental - Other	\$37,589.35	
153, 154	Other (net of estimated uncollectable of \$_____)	\$0.00	\$140,716.35

Loans Receivable:

131	Interfund	\$0.00	
151, 152	Other (Net of estimated uncollectable of \$_____)	\$0.00	\$0.00
161	Bond Proceeds Receivable		\$0.00
171	Inventories for Consumption		\$0.00
172	Inventories for Resale		\$0.00
181	Prepaid Expenses		\$0.00
191	Deposits		\$0.00
192	Deferred Expenditures		\$0.00
199, xxx	Other Current Assets		\$0.00

Resources:

301	Estimated Revenues	\$1,029,739.00	
302	Less Revenues	(\$85,472.00)	\$944,267.00

Total assets and resources

\$1,138,755.88

Starting date 7/1/2023 Ending date 9/30/2023 Fund: 20 SPECIAL REVENUE FUNDS

Liabilities and Fund Equity

Liabilities:

401	Interfund Loans Payable	\$0.00
402	Interfund Accounts Payable	\$0.00
411	Intergovernmental Accounts Payable - State	\$2,206.19
412	Intergovernmental Accounts Payable - Federal	\$0.00
413	Intergovernmental Accounts Payable - Other	\$0.00
421	Accounts Payable	\$7,006.73
422	Judgments Payable	\$0.00
431	Contracts Payable	\$0.00
451	Loans Payable	\$0.00
471	Payroll Deductions and Withholdings	\$0.00
481	Deferred Revenues	\$23,988.77
580	Unemployment Trust Fund Liability	\$0.00
499, xxx	Other Current Liabilities	\$0.00
Total liabilities		\$33,201.69

Starting date 7/1/2023 Ending date 9/30/2023 Fund: 20 SPECIAL REVENUE FUNDS

Fund Balance:

Appropriated:

753,754 Reserve for Encumbrances \$889,473.00

Reserved Fund Balance:

761	Capital Reserve Account - July 1	\$0.00	
604	Add: Increase in Capital Reserve	\$0.00	
307	Less: Bud. w/d Cap. Reserve Eligible Costs	\$0.00	
309	Less: Bud. w/d Cap. Reserve Excess Costs	\$0.00	
317	Less: Bud. w/d cap. Reserve Debt Service	\$0.00	\$0.00
762	Reserve for Adult Education		\$0.00
763	Sale/Leaseback Reserve Account - July 1	\$0.00	
605	Add: Increase in Sale/Leaseback Reserve	\$0.00	
308	Less: Bud w/d Sale/Leaseback Reserve	\$0.00	\$0.00
764	Maintenance Reserve Account - July 1	\$0.00	
606	Add: Increase in Maintenance Reserve	\$0.00	
310	Less: Bud. w/d from Maintenance Reserve	\$0.00	\$0.00
765	Tuition Reserve Account - July 1	\$0.00	
311	Less: Bud. w/d from Tuition Reserve	\$0.00	\$0.00
766	Reserve for Cur. Exp. Emergencies - July 1	\$0.00	
607	Add: Increase in Cur. Exp. Emer. Reserve	\$0.00	
312	Less: Bud. w/d from Cur. Exp. Emer. Reserve	\$0.00	\$0.00
755	Reserve for Bus Advertising - July 1	\$0.00	
610	Add: Increase in Bus Advertising Reserve	\$0.00	
315	Less: Bud. w/d from Bus Advertising Reserve	\$0.00	\$0.00
756	Federal Impact Aid (General) - July 1	\$0.00	
611	Add: Increase in Federal Impact Aid (General)	\$0.00	
318	Less: Bud. w/d from Federal Impact Aid (Gen.)	\$0.00	\$0.00
757	Federal Impact Aid (Capital) - July 1	\$0.00	
612	Add: Increase in Federal Impact Aid (Capital)	\$0.00	
319	Less: Bud. w/d from Federal Impact Aid (Cap.)	\$0.00	\$0.00
769	Unemployment Fund - July 1	\$0.00	
	Add: Increase in Unemployment Fund	\$0.00	
678	Less: Bud. w/d from Unemployment Fund	\$0.00	\$0.00
750-752,76x	Other reserves		\$0.00

601	Appropriations	\$1,240,578.30	
602	Less: Expenditures	(\$76,642.00)	
	Less: Encumbrances	(\$804,816.58)	(\$881,458.58)
	Total appropriated		\$1,248,592.72

Unappropriated:

770	Fund balance, July 1	\$67,800.77	
771	Designated fund balance	\$0.00	
303	Budgeted fund balance	(\$210,839.30)	


	Total fund balance		\$1,105,554.19
	Total liabilities and fund equity		<u>\$1,138,755.88</u>

Starting date 7/1/2023 Ending date 9/30/2023 Fund: 20 SPECIAL REVENUE FUNDS

Recapitulation of Budgeted Fund Balance:

	<u>Budgeted</u>	<u>Actual</u>	<u>Variance</u>
Appropriations	\$1,240,578.30	\$881,458.58	\$359,119.72
Revenues	(\$1,029,739.00)	(\$85,472.00)	(\$944,267.00)
Subtotal	<u>\$210,839.30</u>	<u>\$795,986.58</u>	<u>(\$585,147.28)</u>
Change in Capital Reserve Account:			
Plus - Increase in reserve	\$0.00	\$0.00	\$0.00
Less - Withdrawal from reserve	\$0.00	\$0.00	\$0.00
Subtotal	<u>\$210,839.30</u>	<u>\$795,986.58</u>	<u>(\$585,147.28)</u>
Change in Sale/Leaseback Account:			
Plus - Increase in reserve	\$0.00	\$0.00	\$0.00
Less - Withdrawal from reserve	\$0.00	\$0.00	\$0.00
Subtotal	<u>\$210,839.30</u>	<u>\$795,986.58</u>	<u>(\$585,147.28)</u>
Change in Maintenance Reserve Account:			
Plus - Increase in reserve	\$0.00	\$0.00	\$0.00
Less - Withdrawal from reserve	\$0.00	\$0.00	\$0.00
Subtotal	<u>\$210,839.30</u>	<u>\$795,986.58</u>	<u>(\$585,147.28)</u>
Change in Emergency Reserve Account:			
Plus - Increase in reserve	\$0.00	\$0.00	\$0.00
Less - Withdrawal from reserve	\$0.00	\$0.00	\$0.00
Subtotal	<u>\$210,839.30</u>	<u>\$795,986.58</u>	<u>(\$585,147.28)</u>
Change in Tuition Reserve Account:			
Plus - Increase in reserve	\$0.00	\$0.00	\$0.00
Less - Withdrawal from reserve	\$0.00	\$0.00	\$0.00
Subtotal	<u>\$210,839.30</u>	<u>\$795,986.58</u>	<u>(\$585,147.28)</u>
Change in Bus Advertising Reserve Account:			
Plus - Increase in reserve	\$0.00	\$0.00	\$0.00
Less - Withdrawal from reserve	\$0.00	\$0.00	\$0.00
Subtotal	<u>\$210,839.30</u>	<u>\$795,986.58</u>	<u>(\$585,147.28)</u>
Change in Federal Impact Aid (General):			
Plus - Increase in reserve	\$0.00	\$0.00	\$0.00
Less - Withdrawal from reserve	\$0.00	\$0.00	\$0.00
Subtotal	<u>\$210,839.30</u>	<u>\$795,986.58</u>	<u>(\$585,147.28)</u>
Change in Federal Impact Aid (Capital):			
Plus - Increase in reserve	\$0.00	\$0.00	\$0.00
Less - Withdrawal from reserve	\$0.00	\$0.00	\$0.00
Subtotal	<u>\$210,839.30</u>	<u>\$795,986.58</u>	<u>(\$585,147.28)</u>
Less: Adjustment for prior year	\$0.00	\$0.00	\$0.00
Budgeted fund balance	<u>\$210,839.30</u>	<u>\$795,986.58</u>	<u>(\$585,147.28)</u>

Prepared and submitted by :


Board Secretary

11/13/23
Date

Starting date 7/1/2023 Ending date 9/30/2023 Fund: 20 SPECIAL REVENUE FUNDS

Revenues:		Org Budget	Transfers	Budget Est	Actual	Over/Under	Unrealized
	(Total of Accounts W/O a Grid# Assigned)	14,379	(14,379)	0	0		0
00745	Total Revenues from Local Sources	0	17,800	17,800	0	Under	17,800
00770	Total Revenues from State Sources	13,570	26,127	39,697	13,622	Under	26,075
00830	Total Revenues from Federal Sources	925,444	46,798	972,242	71,850	Under	900,392
	Total	953,393	76,346	1,029,739	85,472		944,267

Expenditures:		Org Budget	Transfers	Adj Budget	Expended	Encumber	Available
84100	Local Projects	0	51,110	51,110	4,803	7,380	38,926
88000	Nonpublic Textbooks	1,010	2,401	3,411	1,250	1,273	888
88020	Nonpublic Auxiliary Services	7,068	0	7,068	0	0	7,068
88060	Nonpublic Nursing Services	1,713	5,607	7,320	105	1,944	5,271
88080	Nonpublic Technology Initiative	3,779	1,572	5,351	2,159	328	2,864
88136	SDA Emergent Needs & Capital Maint.	0	74,886	74,886	0	74,886	0
88140	Other	0	10,045	10,045	1,097	0	8,948
88740	Total Federal Projects	939,823	141,565	1,081,388	65,901	719,005	296,481
	Total	953,393	287,185	1,240,578	75,316	804,817	360,446

Starting date 7/1/2023 Ending date 9/30/2023 Fund: 30 CAPITAL PROJECTS FUNDS

Assets and Resources

Assets:

101	Cash in bank		\$0.00
102-106	Cash Equivalents		\$0.00
108	Impact Aid Reserve (General)		\$0.00
109	Impact Aid Reserve (Capital)		\$0.00
111	Investments		\$0.00
112	Unamortized Premums on Investments		\$0.00
113	Unamortized Discounts on Investments		\$0.00
114	Interest Receivable on Investments		\$0.00
115	Accrued Interest on Investments		\$0.00
116	Capital Reserve Account		\$0.00
117	Maintenance Reserve Account		\$0.00
118	Emergency Reserve Account		\$0.00
121	Tax levy Receivable		\$0.00

Accounts Receivable:

132	Interfund	\$0.00	
141	Intergovernmental - State	\$0.00	
142	Intergovernmental - Federal	\$0.00	
143	Intergovernmental - Other	\$0.00	
153, 154	Other (net of estimated uncollectable of \$ _____)	\$0.00	\$0.00

Loans Receivable:

131	Interfund	\$0.00	
151, 152	Other (Net of estimated uncollectable of \$ _____)	\$0.00	\$0.00
161	Bond Proceeds Receivable		\$0.00
171	Inventories for Consumption		\$0.00
172	Inventories for Resale		\$0.00
181	Prepaid Expenses		\$0.00
191	Deposits		\$0.00
192	Deferred Expenditures		\$0.00
199, xxx	Other Current Assets		\$0.00

Resources:

301	Estimated Revenues	\$0.00	
302	Less Revenues	\$0.00	\$0.00

Total assets and resources **\$0.00**

Starting date 7/1/2023 Ending date 9/30/2023 Fund: 30 CAPITAL PROJECTS FUNDS

Liabilities and Fund Equity

Liabilities:

401	Interfund Loans Payable	\$0.00
402	Interfund Accounts Payable	\$0.00
411	Intergovernmental Accounts Payable - State	\$0.00
412	Intergovernmental Accounts Payable - Federal	\$0.00
413	Intergovernmental Accounts Payable - Other	\$0.00
421	Accounts Payable	\$0.00
422	Judgments Payable	\$0.00
431	Contracts Payable	\$0.00
451	Loans Payable	\$0.00
471	Payroll Deductions and Withholdings	\$0.00
481	Deferred Revenues	\$0.00
580	Unemployment Trust Fund Liability	\$0.00
499, xxx	Other Current Liabilities	\$0.00
Total liabilities		\$0.00

Starting date 7/1/2023 Ending date 9/30/2023 Fund: 30 CAPITAL PROJECTS FUNDS

Fund Balance:

Appropriated:

753,754 Reserve for Encumbrances \$0.00

Reserved Fund Balance:

761	Capital Reserve Account - July 1		\$0.00	
604	Add: Increase in Capital Reserve		\$0.00	
307	Less: Bud. w/d Cap. Reserve Eligible Costs		\$0.00	
309	Less: Bud. w/d Cap. Reserve Excess Costs		\$0.00	
317	Less: Bud. w/d cap. Reserve Debt Service		\$0.00	\$0.00
762	Reserve for Adult Education			\$0.00
763	Sale/Leaseback Reserve Account - July 1		\$0.00	
605	Add: Increase in Sale/Leaseback Reserve		\$0.00	
308	Less: Bud w/d Sale/Leaseback Reserve		\$0.00	\$0.00
764	Maintenance Reserve Account - July 1		\$0.00	
606	Add: Increase in Maintenance Reserve		\$0.00	
310	Less: Bud. w/d from Maintenance Reserve		\$0.00	\$0.00
765	Tuition Reserve Account - July 1		\$0.00	
311	Less: Bud. w/d from Tuition Reserve		\$0.00	\$0.00
766	Reserve for Cur. Exp. Emergencies - July 1		\$0.00	
607	Add: Increase in Cur. Exp. Emer. Reserve		\$0.00	
312	Less: Bud. w/d from Cur. Exp. Emer. Reserve		\$0.00	\$0.00
755	Reserve for Bus Advertising - July 1		\$0.00	
610	Add: Increase in Bus Advertising Reserve		\$0.00	
315	Less: Bud. w/d from Bus Advertising Reserve		\$0.00	\$0.00
756	Federal Impact Aid (General) - July 1		\$0.00	
611	Add: Increase in Federal Impact Aid (General)		\$0.00	
318	Less: Bud. w/d from Federal Impact Aid (Gen.)		\$0.00	\$0.00
757	Federal Impact Aid (Capital) - July 1		\$0.00	
612	Add: Increase in Federal Impact Aid (Capital)		\$0.00	
319	Less: Bud. w/d from Federal Impact Aid (Cap.)		\$0.00	\$0.00
769	Unemployment Fund - July 1		\$0.00	
	Add: Increase in Unemployment Fund		\$0.00	
678	Less: Bud. w/d from Unemployment Fund		\$0.00	\$0.00
750-752,76x	Other reserves			\$0.00
601	Appropriations		\$0.00	
602	Less: Expenditures	\$0.00		
	Less: Encumbrances	\$0.00	\$0.00	\$0.00
	Total appropriated			\$0.00

Unappropriated:

770	Fund balance, July 1			\$0.00
771	Designated fund balance			\$0.00
303	Budgeted fund balance			\$0.00

Total fund balance \$0.00


Total liabilities and fund equity \$0.00

Starting date 7/1/2023 Ending date 9/30/2023 Fund: 30 CAPITAL PROJECTS FUNDS

Recapitulation of Budgeted Fund Balance:

	<u>Budgeted</u>	<u>Actual</u>	<u>Variance</u>
Appropriations	\$0.00	\$0.00	\$0.00
Revenues	\$0.00	\$0.00	\$0.00
Subtotal	<u>\$0.00</u>	<u>\$0.00</u>	<u>\$0.00</u>
Change in Capital Reserve Account:			
Plus - Increase in reserve	\$0.00	\$0.00	\$0.00
Less - Withdrawal from reserve	\$0.00	\$0.00	\$0.00
Subtotal	<u>\$0.00</u>	<u>\$0.00</u>	<u>\$0.00</u>
Change in Sale/Leaseback Account:			
Plus - Increase in reserve	\$0.00	\$0.00	\$0.00
Less - Withdrawal from reserve	\$0.00	\$0.00	\$0.00
Subtotal	<u>\$0.00</u>	<u>\$0.00</u>	<u>\$0.00</u>
Change in Maintenance Reserve Account:			
Plus - Increase in reserve	\$0.00	\$0.00	\$0.00
Less - Withdrawal from reserve	\$0.00	\$0.00	\$0.00
Subtotal	<u>\$0.00</u>	<u>\$0.00</u>	<u>\$0.00</u>
Change in Emergency Reserve Account:			
Plus - Increase in reserve	\$0.00	\$0.00	\$0.00
Less - Withdrawal from reserve	\$0.00	\$0.00	\$0.00
Subtotal	<u>\$0.00</u>	<u>\$0.00</u>	<u>\$0.00</u>
Change in Tuition Reserve Account:			
Plus - Increase in reserve	\$0.00	\$0.00	\$0.00
Less - Withdrawal from reserve	\$0.00	\$0.00	\$0.00
Subtotal	<u>\$0.00</u>	<u>\$0.00</u>	<u>\$0.00</u>
Change in Bus Advertising Reserve Account:			
Plus - Increase in reserve	\$0.00	\$0.00	\$0.00
Less - Withdrawal from reserve	\$0.00	\$0.00	\$0.00
Subtotal	<u>\$0.00</u>	<u>\$0.00</u>	<u>\$0.00</u>
Change in Federal Impact Aid (General):			
Plus - Increase in reserve	\$0.00	\$0.00	\$0.00
Less - Withdrawal from reserve	\$0.00	\$0.00	\$0.00
Subtotal	<u>\$0.00</u>	<u>\$0.00</u>	<u>\$0.00</u>
Change in Federal Impact Aid (Capital):			
Plus - Increase in reserve	\$0.00	\$0.00	\$0.00
Less - Withdrawal from reserve	\$0.00	\$0.00	\$0.00
Subtotal	<u>\$0.00</u>	<u>\$0.00</u>	<u>\$0.00</u>
Less: Adjustment for prior year	\$0.00	\$0.00	\$0.00
Budgeted fund balance	<u>\$0.00</u>	<u>\$0.00</u>	<u>\$0.00</u>

Prepared and submitted by :



Board Secretary

11/13/23

Date

Starting date 7/1/2023 Ending date 9/30/2023 Fund: 30 CAPITAL PROJECTS FUNDS

Starting date 7/1/2023 Ending date 9/30/2023 Fund: 40 DEBT SERVICE FUNDS

Assets and Resources

Assets:

101	Cash in bank		\$210,568.11
102-106	Cash Equivalents		\$0.00
108	Impact Aid Reserve (General)		\$0.00
109	Impact Aid Reserve (Capital)		\$0.00
111	Investments		\$0.00
112	Unamortized Premums on Investments		\$0.00
113	Unamortized Discounts on Investments		\$0.00
114	Interest Receivable on Investments		\$0.00
115	Accrued Interest on Investments		\$0.00
116	Capital Reserve Account		\$0.00
117	Maintenance Reserve Account		\$0.00
118	Emergency Reserve Account		\$0.00
121	Tax levy Receivable		\$855,539.27

Accounts Receivable:

132	Interfund	\$0.00	
141	Intergovernmental - State	\$536,018.00	
142	Intergovernmental - Federal	\$0.00	
143	Intergovernmental - Other	\$0.00	
153, 154	Other (net of estimated uncollectable of \$_____)	\$0.00	\$536,018.00

Loans Receivable:

131	Interfund	\$0.00	
151, 152	Other (Net of estimated uncollectable of \$_____)	\$0.00	\$0.00
161	Bond Proceeds Receivable		\$0.00
171	Inventories for Consumption		\$0.00
172	Inventories for Resale		\$0.00
181	Prepaid Expenses		\$0.00
191	Deposits		\$0.00
192	Deferred Expenditures		\$0.00
199, xxx	Other Current Assets		\$0.00

Resources:

301	Estimated Revenues	\$1,714,250.00	
302	Less Revenues	(\$1,714,250.00)	\$0.00

Total assets and resources

\$1,602,125.38

Starting date 7/1/2023 Ending date 9/30/2023 Fund: 40 DEBT SERVICE FUNDS

Liabilities and Fund Equity

Liabilities:

401	Interfund Loans Payable	\$0.00
402	Interfund Accounts Payable	\$0.00
411	Intergovernmental Accounts Payable - State	\$0.00
412	Intergovernmental Accounts Payable - Federal	\$0.00
413	Intergovernmental Accounts Payable - Other	\$0.00
421	Accounts Payable	\$0.00
422	Judgments Payable	\$0.00
431	Contracts Payable	\$0.00
451	Loans Payable	\$0.00
471	Payroll Deductions and Withholdings	\$0.00
481	Deferred Revenues	\$0.00
580	Unemployment Trust Fund Liability	\$0.00
499, xxx	Other Current Liabilities	\$0.00
Total liabilities		\$0.00

Starting date 7/1/2023 Ending date 9/30/2023 Fund: 40 DEBT SERVICE FUNDS

Fund Balance:

Appropriated:

753,754 Reserve for Encumbrances \$0.00

Reserved Fund Balance:

761	Capital Reserve Account - July 1		\$0.00	
604	Add: Increase in Capital Reserve		\$0.00	
307	Less: Bud. w/d Cap. Reserve Eligible Costs		\$0.00	
309	Less: Bud. w/d Cap. Reserve Excess Costs		\$0.00	
317	Less: Bud. w/d cap. Reserve Debt Service		\$0.00	\$0.00
762	Reserve for Adult Education			\$0.00
763	Sale/Leaseback Reserve Account - July 1		\$0.00	
605	Add: Increase in Sale/Leaseback Reserve		\$0.00	
308	Less: Bud w/d Sale/Leaseback Reserve		\$0.00	\$0.00
764	Maintenance Reserve Account - July 1		\$0.00	
606	Add: Increase in Maintenance Reserve		\$0.00	
310	Less: Bud. w/d from Maintenance Reserve		\$0.00	\$0.00
765	Tuition Reserve Account - July 1		\$0.00	
311	Less: Bud. w/d from Tuition Reserve		\$0.00	\$0.00
766	Reserve for Cur. Exp. Emergencies - July 1		\$0.00	
607	Add: Increase in Cur. Exp. Emer. Reserve		\$0.00	
312	Less: Bud. w/d from Cur. Exp. Emer. Reserve		\$0.00	\$0.00
755	Reserve for Bus Advertising - July 1		\$0.00	
610	Add: Increase in Bus Advertising Reserve		\$0.00	
315	Less: Bud. w/d from Bus Advertising Reserve		\$0.00	\$0.00
756	Federal Impact Aid (General) - July 1		\$0.00	
611	Add: Increase in Federal Impact Aid (General)		\$0.00	
318	Less: Bud. w/d from Federal Impact Aid (Gen.)		\$0.00	\$0.00
757	Federal Impact Aid (Capital) - July 1		\$0.00	
612	Add: Increase in Federal Impact Aid (Capital)		\$0.00	
319	Less: Bud. w/d from Federal Impact Aid (Cap.)		\$0.00	\$0.00
769	Unemployment Fund - July 1		\$0.00	
	Add: Increase in Unemployment Fund		\$0.00	
678	Less: Bud. w/d from Unemployment Fund		\$0.00	\$0.00
750-752,76x	Other reserves			\$0.00
601	Appropriations		\$1,714,250.00	
602	Less: Expenditures	(\$112,125.00)		
	Less: Encumbrances	\$0.00	(\$112,125.00)	\$1,602,125.00
	Total appropriated			\$1,602,125.00

Unappropriated:

770	Fund balance, July 1			\$0.38
771	Designated fund balance			\$0.00
303	Budgeted fund balance			\$0.00

Total fund balance **\$1,602,125.38**


Total liabilities and fund equity **\$1,602,125.38**

Starting date 7/1/2023 Ending date 9/30/2023 Fund: 40 DEBT SERVICE FUNDS

Recapitulation of Budgeted Fund Balance:

	<u>Budgeted</u>	<u>Actual</u>	<u>Variance</u>
Appropriations	\$1,714,250.00	\$112,125.00	\$1,602,125.00
Revenues	(\$1,714,250.00)	(\$1,714,250.00)	\$0.00
Subtotal	<u>\$0.00</u>	<u>(\$1,602,125.00)</u>	<u>\$1,602,125.00</u>
Change in Capital Reserve Account:			
Plus - Increase in reserve	\$0.00	\$0.00	\$0.00
Less - Withdrawal from reserve	\$0.00	\$0.00	\$0.00
Subtotal	<u>\$0.00</u>	<u>(\$1,602,125.00)</u>	<u>\$1,602,125.00</u>
Change in Sale/Leaseback Account:			
Plus - Increase in reserve	\$0.00	\$0.00	\$0.00
Less - Withdrawal from reserve	\$0.00	\$0.00	\$0.00
Subtotal	<u>\$0.00</u>	<u>(\$1,602,125.00)</u>	<u>\$1,602,125.00</u>
Change in Maintenance Reserve Account:			
Plus - Increase in reserve	\$0.00	\$0.00	\$0.00
Less - Withdrawal from reserve	\$0.00	\$0.00	\$0.00
Subtotal	<u>\$0.00</u>	<u>(\$1,602,125.00)</u>	<u>\$1,602,125.00</u>
Change in Emergency Reserve Account:			
Plus - Increase in reserve	\$0.00	\$0.00	\$0.00
Less - Withdrawal from reserve	\$0.00	\$0.00	\$0.00
Subtotal	<u>\$0.00</u>	<u>(\$1,602,125.00)</u>	<u>\$1,602,125.00</u>
Change in Tuition Reserve Account:			
Plus - Increase in reserve	\$0.00	\$0.00	\$0.00
Less - Withdrawal from reserve	\$0.00	\$0.00	\$0.00
Subtotal	<u>\$0.00</u>	<u>(\$1,602,125.00)</u>	<u>\$1,602,125.00</u>
Change in Bus Advertising Reserve Account:			
Plus - Increase in reserve	\$0.00	\$0.00	\$0.00
Less - Withdrawal from reserve	\$0.00	\$0.00	\$0.00
Subtotal	<u>\$0.00</u>	<u>(\$1,602,125.00)</u>	<u>\$1,602,125.00</u>
Change in Federal Impact Aid (General):			
Plus - Increase in reserve	\$0.00	\$0.00	\$0.00
Less - Withdrawal from reserve	\$0.00	\$0.00	\$0.00
Subtotal	<u>\$0.00</u>	<u>(\$1,602,125.00)</u>	<u>\$1,602,125.00</u>
Change in Federal Impact Aid (Capital):			
Plus - Increase in reserve	\$0.00	\$0.00	\$0.00
Less - Withdrawal from reserve	\$0.00	\$0.00	\$0.00
Subtotal	<u>\$0.00</u>	<u>(\$1,602,125.00)</u>	<u>\$1,602,125.00</u>
Less: Adjustment for prior year	\$0.00	\$0.00	\$0.00
Budgeted fund balance	<u>\$0.00</u>	<u>(\$1,602,125.00)</u>	<u>\$1,602,125.00</u>

Prepared and submitted by :



Board Secretary

11/13/23

Date

Starting date 7/1/2023 Ending date 9/30/2023 Fund: 40 DEBT SERVICE FUNDS

Revenues:		Org Budget	Transfers	Budget Est	Actual	Over/Under	Unrealized
00885	Total Revenues from Local Sources	1,140,719	0	1,140,719	1,140,719		0
0093A	Other	573,531	0	573,531	573,531		0
	Total	1,714,250	0	1,714,250	1,714,250		0

Expenditures:		Org Budget	Transfers	Adj Budget	Expended	Encumber	Available
89660	Total Regular Debt Service	1,714,250	0	1,714,250	112,125	0	1,602,125
	Total	1,714,250	0	1,714,250	112,125	0	1,602,125

Starting date 7/1/2023 Ending date 10/31/2023 Fund: 10 GENERAL CURRENT EXPENSE

Assets and Resources

Assets:

101	Cash in bank		\$10,929,736.16
102-106	Cash Equivalents		\$324,909.90
108	Impact Aid Reserve (General)		\$0.00
109	Impact Aid Reserve (Capital)		\$0.00
111	Investments		\$0.00
112	Unamortized Premums on Investments		\$0.00
113	Unamortized Discounts on Investments		\$0.00
114	Interest Receivable on Investments		\$0.00
115	Accrued Interest on Investments		\$0.00
116	Capital Reserve Account		\$2,513,494.43
117	Maintenance Reserve Account		\$503,483.29
118	Emergency Reserve Account		\$0.00
121	Tax levy Receivable		\$30,564,297.32

Accounts Receivable:

132	Interfund	\$161,010.16	
141	Intergovernmental - State	\$3,028,239.00	
142	Intergovernmental - Federal	\$93,190.08	
143	Intergovernmental - Other	\$839,558.45	
153, 154	Other (net of estimated uncollectable of \$_____)	\$0.00	\$4,121,997.69

Loans Receivable:

131	Interfund	\$0.00	
151, 152	Other (Net of estimated uncollectable of \$_____)	\$0.00	\$0.00
161	Bond Proceeds Receivable		\$0.00
171	Inventories for Consumption		\$0.00
172	Inventories for Resale		\$0.00
181	Prepaid Expenses		\$0.00
191	Deposits		\$0.00
192	Deferred Expenditures		\$0.00
199, xxx	Other Current Assets		\$3,804,995.00

Resources:

301	Estimated Revenues	\$56,027,070.00	
302	Less Revenues	(\$55,466,049.16)	\$561,020.84

Total assets and resources

\$53,323,934.63

Starting date 7/1/2023 Ending date 10/31/2023 Fund: 10 GENERAL CURRENT EXPENSE

Liabilities and Fund Equity

Liabilities:

401	Interfund Loans Payable	\$0.00
402	Interfund Accounts Payable	\$0.00
411	Intergovernmental Accounts Payable - State	\$0.00
412	Intergovernmental Accounts Payable - Federal	\$0.00
413	Intergovernmental Accounts Payable - Other	\$0.00
421	Accounts Payable	(\$7,369.00)
422	Judgments Payable	\$630,801.86
431	Contracts Payable	\$0.00
451	Loans Payable	\$0.00
471	Payroll Deductions and Withholdings	\$0.00
481	Deferred Revenues	\$59,081.05
580	Unemployment Trust Fund Liability	\$0.00
499, xxx	Other Current Liabilities	\$164,827.04
Total liabilities		\$847,340.95

Starting date 7/1/2023 Ending date 10/31/2023 Fund: 10 GENERAL CURRENT EXPENSE

Fund Balance:

Appropriated:

753,754 Reserve for Encumbrances \$40,472,636.27

Reserved Fund Balance:

761	Capital Reserve Account - July 1	\$2,498,726.17	
604	Add: Increase in Capital Reserve	\$4,500.00	
307	Less: Bud. w/d Cap. Reserve Eligible Costs	(\$1,758,750.00)	
309	Less: Bud. w/d Cap. Reserve Excess Costs	\$0.00	
317	Less: Bud. w/d cap. Reserve Debt Service	\$0.00	\$744,476.17
762	Reserve for Adult Education		\$0.00
763	Sale/Leaseback Reserve Account - July 1	\$1,380,675.76	
605	Add: Increase in Sale/Leaseback Reserve	\$0.00	
308	Less: Bud w/d Sale/Leaseback Reserve	\$0.00	\$1,380,675.76
764	Maintenance Reserve Account - July 1	\$500,437.40	
606	Add: Increase in Maintenance Reserve	\$150.00	
310	Less: Bud. w/d from Maintenance Reserve	\$0.00	\$500,587.40
765	Tuition Reserve Account - July 1	\$0.00	
311	Less: Bud. w/d from Tuition Reserve	\$0.00	\$0.00
766	Reserve for Cur. Exp. Emergencies - July 1	\$0.00	
607	Add: Increase in Cur. Exp. Emer. Reserve	\$0.00	
312	Less: Bud. w/d from Cur. Exp. Emer. Reserve	\$0.00	\$0.00
755	Reserve for Bus Advertising - July 1	\$0.00	
610	Add: Increase in Bus Advertising Reserve	\$0.00	
315	Less: Bud. w/d from Bus Advertising Reserve	\$0.00	\$0.00
756	Federal Impact Aid (General) - July 1	\$0.00	
611	Add: Increase in Federal Impact Aid (General)	\$0.00	
318	Less: Bud. w/d from Federal Impact Aid (Gen.)	\$0.00	\$0.00
757	Federal Impact Aid (Capital) - July 1	\$0.00	
612	Add: Increase in Federal Impact Aid (Capital)	\$0.00	
319	Less: Bud. w/d from Federal Impact Aid (Cap.)	\$0.00	\$0.00
769	Unemployment Fund - July 1	\$0.00	
	Add: Increase in Unemployment Fund	\$0.00	
678	Less: Bud. w/d from Unemployment Fund	\$0.00	\$0.00
750-752,76x	Other reserves		\$0.00
601	Appropriations	\$61,023,771.22	
602	Less: Expenditures	(\$14,575,499.93)	
	Less: Encumbrances	(\$39,786,607.07)	(\$54,362,107.00)
	Total appropriated		\$49,760,039.82
	Unappropriated:		
770	Fund balance, July 1		\$5,959,155.08
771	Designated fund balance		\$0.00
303	Budgeted fund balance		(\$3,242,601.22)
	Total fund balance		\$52,476,593.68
	Total liabilities and fund equity		<u>\$53,323,934.63</u>

Starting date 7/1/2023 Ending date 10/31/2023 Fund: 10 GENERAL CURRENT EXPENSE

Recapitulation of Budgeted Fund Balance:

	<u>Budgeted</u>	<u>Actual</u>	<u>Variance</u>
Appropriations	\$61,023,771.22	\$54,362,107.00	\$6,661,664.22
Revenues	(\$56,027,070.00)	(\$55,466,049.16)	(\$561,020.84)
Subtotal	<u>\$4,996,701.22</u>	<u>(\$1,103,942.16)</u>	<u>\$6,100,643.38</u>
Change in Capital Reserve Account:			
Plus - Increase in reserve	\$4,500.00	\$14,768.26	(\$10,268.26)
Less - Withdrawal from reserve	(\$1,758,750.00)	(\$1,758,750.00)	\$0.00
Subtotal	<u>\$3,242,451.22</u>	<u>(\$2,847,923.90)</u>	<u>\$6,090,375.12</u>
Change in Sale/Leaseback Account:			
Plus - Increase in reserve	\$0.00	\$0.00	\$0.00
Less - Withdrawal from reserve	\$0.00	\$0.00	\$0.00
Subtotal	<u>\$3,242,451.22</u>	<u>(\$2,847,923.90)</u>	<u>\$6,090,375.12</u>
Change in Maintenance Reserve Account:			
Plus - Increase in reserve	\$150.00	\$3,045.89	(\$2,895.89)
Less - Withdrawal from reserve	\$0.00	\$0.00	\$0.00
Subtotal	<u>\$3,242,601.22</u>	<u>(\$2,844,878.01)</u>	<u>\$6,087,479.23</u>
Change in Emergency Reserve Account:			
Plus - Increase in reserve	\$0.00	\$0.00	\$0.00
Less - Withdrawal from reserve	\$0.00	\$0.00	\$0.00
Subtotal	<u>\$3,242,601.22</u>	<u>(\$2,844,878.01)</u>	<u>\$6,087,479.23</u>
Change in Tuition Reserve Account:			
Plus - Increase in reserve	\$0.00	\$0.00	\$0.00
Less - Withdrawal from reserve	\$0.00	\$0.00	\$0.00
Subtotal	<u>\$3,242,601.22</u>	<u>(\$2,844,878.01)</u>	<u>\$6,087,479.23</u>
Change in Bus Advertising Reserve Account:			
Plus - Increase in reserve	\$0.00	\$0.00	\$0.00
Less - Withdrawal from reserve	\$0.00	\$0.00	\$0.00
Subtotal	<u>\$3,242,601.22</u>	<u>(\$2,844,878.01)</u>	<u>\$6,087,479.23</u>
Change in Federal Impact Aid (General):			
Plus - Increase in reserve	\$0.00	\$0.00	\$0.00
Less - Withdrawal from reserve	\$0.00	\$0.00	\$0.00
Subtotal	<u>\$3,242,601.22</u>	<u>(\$2,844,878.01)</u>	<u>\$6,087,479.23</u>
Change in Federal Impact Aid (Capital):			
Plus - Increase in reserve	\$0.00	\$0.00	\$0.00
Less - Withdrawal from reserve	\$0.00	\$0.00	\$0.00
Subtotal	<u>\$3,242,601.22</u>	<u>(\$2,844,878.01)</u>	<u>\$6,087,479.23</u>
Less: Adjustment for prior year	\$0.00	\$0.00	\$0.00
Budgeted fund balance	<u>\$3,242,601.22</u>	<u>(\$2,844,878.01)</u>	<u>\$6,087,479.23</u>

Prepared and submitted by :


 Board Secretary

11/13/23
 Date

Starting date 7/1/2023 Ending date 10/31/2023 Fund: 10 GENERAL CURRENT EXPENSE

Revenues:		Org Budget	Transfers	Budget Est	Actual	Over/Under	Unrealized
00370	SUBTOTAL – Revenues from Local Sources	52,399,254	0	52,399,254	51,838,233	Under	561,021
00520	SUBTOTAL – Revenues from State Sources	3,627,816	0	3,627,816	3,627,816		0
	Total	56,027,070	0	56,027,070	55,466,049		561,021
Expenditures:		Org Budget	Transfers	Adj Budget	Expended	Encumber	Available
03200	TOTAL REGULAR PROGRAMS - INSTRUCTION	18,342,519	170,293	18,512,812	4,154,543	14,067,832	290,437
10300	Total Special Education - Instruction	5,802,133	0	5,802,133	1,096,480	4,690,561	15,092
11160	Total Basic Skills/Remedial – Instruct.	347,152	0	347,152	46,173	298,329	2,650
12160	Total Bilingual Education – Instruction	199,476	0	199,476	47,176	150,005	2,295
17100	Total School-Sponsored Co/Extra Curricul	326,492	1,300	327,792	11,344	306,569	9,880
17600	Total School-Sponsored Athletics – Instr	1,211,434	4,719	1,216,153	291,662	794,125	130,365
29180	Total Undistributed Expenditures - Instr	2,176,186	(115,000)	2,061,186	153,289	1,430,457	477,440
29680	Total Undistributed Expenditures – Atten	62,779	0	62,779	20,926	41,853	0
30620	Total Undistributed Expenditures – Healt	639,971	2,304	642,275	155,547	471,579	15,150
40580	Total Undistributed Expend – Speech, OT,	888,936	0	888,936	183,077	672,168	33,691
41080	Total Undist. Expend. – Other Supp. Serv	914,975	0	914,975	181,226	731,704	2,044
41660	Total Undist. Expend. – Guidance	1,357,860	1,332	1,359,192	309,286	1,026,905	23,001
42200	Total Undist. Expend. – Child Study Team	1,562,435	271,856	1,834,291	425,361	1,395,586	13,344
43200	Total Undist. Expend. – Improvement of I	1,114,490	11,979	1,126,469	397,796	712,362	16,311
43620	Total Undist. Expend. – Edu. Media Serv.	408,125	1,912	410,037	91,517	304,875	13,645
44180	Total Undist. Expend. – Instructional St	165,796	2,659	168,455	19,270	101,039	48,146
45300	Support Serv. - General Admin	1,493,609	20,177	1,513,786	655,265	695,179	163,343
46160	Support Serv. - School Admin	1,952,490	16,841	1,969,331	680,406	1,266,528	22,396
47200	Total Undist. Expend. – Central Services	594,422	(0)	594,422	159,857	395,280	39,284
47620	Total Undist. Expend. – Admin. Info. Tec	638,509	(8,758)	629,751	488,742	107,293	33,717
51120	Total Undist. Expend. – Oper. & Maint. O	4,373,469	132,042	4,505,511	1,161,262	2,779,248	565,002
52480	Total Undist. Expend. – Student Transpor	2,342,398	29,932	2,372,330	182,926	585,297	1,604,107
71260	TOTAL PERSONNEL SERVICES –EMPLOYEE	11,105,761	114,716	11,220,477	3,312,629	6,623,559	1,284,289
75880	TOTAL EQUIPMENT	292,707	23,164	315,871	153,881	45,505	116,485
76260	Total Facilities Acquisition and Constru	1,788,684	154,495	1,943,179	116,189	87,439	1,739,551
77680	Total Summer School - Instruction	85,000	0	85,000	79,668	5,332	0
	Total	60,187,808	835,963	61,023,771	14,575,500	39,786,607	6,661,664

Starting date 7/1/2023 Ending date 10/31/2023 Fund: 20 SPECIAL REVENUE FUNDS

Assets and Resources

Assets:

101	Cash in bank		(\$119,723.00)
102-106	Cash Equivalents		\$0.00
108	Impact Aid Reserve (General)		\$0.00
109	Impact Aid Reserve (Capital)		\$0.00
111	Investments		\$0.00
112	Unamortized Premums on Investments		\$0.00
113	Unamortized Discounts on Investments		\$0.00
114	Interest Receivable on Investments		\$0.00
115	Accrued Interest on Investments		\$0.00
116	Capital Reserve Account		\$0.00
117	Maintenance Reserve Account		\$0.00
118	Emergency Reserve Account		\$0.00
121	Tax levy Receivable		\$0.00

Accounts Receivable:

132	Interfund	\$0.00	
141	Intergovernmental - State	(\$3,867.00)	
142	Intergovernmental - Federal	\$83,373.00	
143	Intergovernmental - Other	\$37,589.35	
153, 154	Other (net of estimated uncollectable of \$_____)	\$0.00	\$117,095.35

Loans Receivable:

131	Interfund	\$0.00	
151, 152	Other (Net of estimated uncollectable of \$_____)	\$0.00	\$0.00
161	Bond Proceeds Receivable		\$0.00
171	Inventories for Consumption		\$0.00
172	Inventories for Resale		\$0.00
181	Prepaid Expenses		\$0.00
191	Deposits		\$0.00
192	Deferred Expenditures		\$0.00
199, xxx	Other Current Assets		\$0.00

Resources:

301	Estimated Revenues	\$1,029,739.00	
302	Less Revenues	(\$115,777.00)	\$913,962.00

Total assets and resources

\$911,334.35

Starting date 7/1/2023 Ending date 10/31/2023 Fund: 20 SPECIAL REVENUE FUNDS

Liabilities and Fund Equity

Liabilities:

101	Cash Overdraft	(\$119,723.00)
401	Interfund Loans Payable	\$0.00
402	Interfund Accounts Payable	\$0.00
411	Intergovernmental Accounts Payable - State	\$2,206.19
412	Intergovernmental Accounts Payable - Federal	\$0.00
413	Intergovernmental Accounts Payable - Other	\$0.00
421	Accounts Payable	\$1,796.64
422	Judgments Payable	\$0.00
431	Contracts Payable	\$0.00
451	Loans Payable	\$0.00
471	Payroll Deductions and Withholdings	\$0.00
481	Deferred Revenues	\$23,988.77
580	Unemployment Trust Fund Liability	\$0.00
499, xxx	Other Current Liabilities	\$0.00
Total liabilities		\$27,991.60

Starting date 7/1/2023 Ending date 10/31/2023 Fund: 20 SPECIAL REVENUE FUNDS

Fund Balance:

Appropriated:

753,754 Reserve for Encumbrances \$727,513.65

Reserved Fund Balance:

761	Capital Reserve Account - July 1	\$0.00	
604	Add: Increase in Capital Reserve	\$0.00	
307	Less: Bud. w/d Cap. Reserve Eligible Costs	\$0.00	
309	Less: Bud. w/d Cap. Reserve Excess Costs	\$0.00	
317	Less: Bud. w/d cap. Reserve Debt Service	\$0.00	\$0.00
762	Reserve for Adult Education		\$0.00
763	Sale/Leaseback Reserve Account - July 1	\$0.00	
605	Add: Increase in Sale/Leaseback Reserve	\$0.00	
308	Less: Bud w/d Sale/Leaseback Reserve	\$0.00	\$0.00
764	Maintenance Reserve Account - July 1	\$0.00	
606	Add: Increase in Maintenance Reserve	\$0.00	
310	Less: Bud. w/d from Maintenance Reserve	\$0.00	\$0.00
765	Tuition Reserve Account - July 1	\$0.00	
311	Less: Bud. w/d from Tuition Reserve	\$0.00	\$0.00
766	Reserve for Cur. Exp. Emergencies - July 1	\$0.00	
607	Add: Increase in Cur. Exp. Emer. Reserve	\$0.00	
312	Less: Bud. w/d from Cur. Exp. Emer. Reserve	\$0.00	\$0.00
755	Reserve for Bus Advertising - July 1	\$0.00	
610	Add: Increase in Bus Advertising Reserve	\$0.00	
315	Less: Bud. w/d from Bus Advertising Reserve	\$0.00	\$0.00
756	Federal Impact Aid (General) - July 1	\$0.00	
611	Add: Increase in Federal Impact Aid (General)	\$0.00	
318	Less: Bud. w/d from Federal Impact Aid (Gen.)	\$0.00	\$0.00
757	Federal Impact Aid (Capital) - July 1	\$0.00	
612	Add: Increase in Federal Impact Aid (Capital)	\$0.00	
319	Less: Bud. w/d from Federal Impact Aid (Cap.)	\$0.00	\$0.00
769	Unemployment Fund - July 1	\$0.00	
	Add: Increase in Unemployment Fund	\$0.00	
678	Less: Bud. w/d from Unemployment Fund	\$0.00	\$0.00
750-752,76x	Other reserves		\$0.00

601	Appropriations		\$1,240,578.30
602	Less: Expenditures	(\$298,853.44)	
	Less: Encumbrances	(\$642,857.23)	(\$941,710.67)
	Total appropriated		\$1,026,381.28

Unappropriated:

770	Fund balance, July 1	\$67,800.77
771	Designated fund balance	\$0.00
303	Budgeted fund balance	(\$210,839.30)

Total fund balance **\$883,342.75**

Total liabilities and fund equity **\$911,334.35**


Starting date 7/1/2023 Ending date 10/31/2023 Fund: 20 SPECIAL REVENUE FUNDS

Recapitulation of Budgeted Fund Balance:

	<u>Budgeted</u>	<u>Actual</u>	<u>Variance</u>
Appropriations	\$1,240,578.30	\$941,710.67	\$298,867.63
Revenues	(\$1,029,739.00)	(\$115,777.00)	(\$913,962.00)
Subtotal	<u>\$210,839.30</u>	<u>\$825,933.67</u>	<u>(\$615,094.37)</u>
Change in Capital Reserve Account:			
Plus - Increase in reserve	\$0.00	\$0.00	\$0.00
Less - Withdrawal from reserve	\$0.00	\$0.00	\$0.00
Subtotal	<u>\$210,839.30</u>	<u>\$825,933.67</u>	<u>(\$615,094.37)</u>
Change in Sale/Leaseback Account:			
Plus - Increase in reserve	\$0.00	\$0.00	\$0.00
Less - Withdrawal from reserve	\$0.00	\$0.00	\$0.00
Subtotal	<u>\$210,839.30</u>	<u>\$825,933.67</u>	<u>(\$615,094.37)</u>
Change in Maintenance Reserve Account:			
Plus - Increase in reserve	\$0.00	\$0.00	\$0.00
Less - Withdrawal from reserve	\$0.00	\$0.00	\$0.00
Subtotal	<u>\$210,839.30</u>	<u>\$825,933.67</u>	<u>(\$615,094.37)</u>
Change in Emergency Reserve Account:			
Plus - Increase in reserve	\$0.00	\$0.00	\$0.00
Less - Withdrawal from reserve	\$0.00	\$0.00	\$0.00
Subtotal	<u>\$210,839.30</u>	<u>\$825,933.67</u>	<u>(\$615,094.37)</u>
Change in Tuition Reserve Account:			
Plus - Increase in reserve	\$0.00	\$0.00	\$0.00
Less - Withdrawal from reserve	\$0.00	\$0.00	\$0.00
Subtotal	<u>\$210,839.30</u>	<u>\$825,933.67</u>	<u>(\$615,094.37)</u>
Change in Bus Advertising Reserve Account:			
Plus - Increase in reserve	\$0.00	\$0.00	\$0.00
Less - Withdrawal from reserve	\$0.00	\$0.00	\$0.00
Subtotal	<u>\$210,839.30</u>	<u>\$825,933.67</u>	<u>(\$615,094.37)</u>
Change in Federal Impact Aid (General):			
Plus - Increase in reserve	\$0.00	\$0.00	\$0.00
Less - Withdrawal from reserve	\$0.00	\$0.00	\$0.00
Subtotal	<u>\$210,839.30</u>	<u>\$825,933.67</u>	<u>(\$615,094.37)</u>
Change in Federal Impact Aid (Capital):			
Plus - Increase in reserve	\$0.00	\$0.00	\$0.00
Less - Withdrawal from reserve	\$0.00	\$0.00	\$0.00
Subtotal	<u>\$210,839.30</u>	<u>\$825,933.67</u>	<u>(\$615,094.37)</u>
Less: Adjustment for prior year	\$0.00	\$0.00	\$0.00
Budgeted fund balance	<u>\$210,839.30</u>	<u>\$825,933.67</u>	<u>(\$615,094.37)</u>

Prepared and submitted by :


 Board Secretary


 Date

Starting date 7/1/2023 Ending date 10/31/2023 Fund: 20 SPECIAL REVENUE FUNDS

Revenues:		Org Budget	Transfers	Budget Est	Actual	Over/Under	Unrealized
	(Total of Accounts W/O a Grid# Assigned)	14,379	(14,379)	0	0		0
00745	Total Revenues from Local Sources	0	17,800	17,800	17,800		0
00770	Total Revenues from State Sources	13,570	26,127	39,697	26,127	Under	13,570
00830	Total Revenues from Federal Sources	925,444	46,798	972,242	71,850	Under	900,392
	Total	953,393	76,346	1,029,739	115,777		913,962
Expenditures:		Org Budget	Transfers	Adj Budget	Expended	Encumber	Available
84100	Local Projects	0	51,110	51,110	12,183	19,504	19,422
88000	Nonpublic Textbooks	1,010	2,401	3,411	1,867	656	888
88020	Nonpublic Auxiliary Services	7,068	0	7,068	0	0	7,068
88060	Nonpublic Nursing Services	1,713	5,607	7,320	645	1,405	5,271
88080	Nonpublic Technology Initiative	3,779	1,572	5,351	2,159	878	2,314
88136	SDA Emergent Needs & Capital Maint.	0	74,886	74,886	0	74,886	0
88140	Other	0	10,045	10,045	1,097	0	8,948
88740	Total Federal Projects	939,823	141,565	1,081,388	279,576	545,528	256,283
	Total	953,393	287,185	1,240,578	297,527	642,857	300,194

Starting date 7/1/2023 Ending date 10/31/2023 Fund: 30 CAPITAL PROJECTS FUNDS

Assets and Resources

Assets:

101	Cash in bank		\$0.00
102-106	Cash Equivalents		\$0.00
108	Impact Aid Reserve (General)		\$0.00
109	Impact Aid Reserve (Capital)		\$0.00
111	Investments		\$0.00
112	Unamortized Premums on Investments		\$0.00
113	Unamortized Discounts on Investments		\$0.00
114	Interest Receivable on Investments		\$0.00
115	Accrued Interest on Investments		\$0.00
116	Capital Reserve Account		\$0.00
117	Maintenance Reserve Account		\$0.00
118	Emergency Reserve Account		\$0.00
121	Tax levy Receivable		\$0.00

Accounts Receivable:

132	Interfund	\$0.00	
141	Intergovernmental - State	\$0.00	
142	Intergovernmental - Federal	\$0.00	
143	Intergovernmental - Other	\$0.00	
153, 154	Other (net of estimated uncollectable of \$_____)	\$0.00	\$0.00

Loans Receivable:

131	Interfund	\$0.00	
151, 152	Other (Net of estimated uncollectable of \$_____)	\$0.00	\$0.00
161	Bond Proceeds Receivable		\$0.00
171	Inventories for Consumption		\$0.00
172	Inventories for Resale		\$0.00
181	Prepaid Expenses		\$0.00
191	Deposits		\$0.00
192	Deferred Expenditures		\$0.00
199, xxx	Other Current Assets		\$0.00

Resources:

301	Estimated Revenues	\$0.00	
302	Less Revenues	\$0.00	\$0.00

Total assets and resources **\$0.00**

Starting date 7/1/2023 Ending date 10/31/2023 Fund: 30 CAPITAL PROJECTS FUNDS

Liabilities and Fund Equity

Liabilities:

401	Interfund Loans Payable	\$0.00
402	Interfund Accounts Payable	\$0.00
411	Intergovernmental Accounts Payable - State	\$0.00
412	Intergovernmental Accounts Payable - Federal	\$0.00
413	Intergovernmental Accounts Payable - Other	\$0.00
421	Accounts Payable	\$0.00
422	Judgments Payable	\$0.00
431	Contracts Payable	\$0.00
451	Loans Payable	\$0.00
471	Payroll Deductions and Withholdings	\$0.00
481	Deferred Revenues	\$0.00
580	Unemployment Trust Fund Liability	\$0.00
499, xxx	Other Current Liabilities	\$0.00
Total liabilities		\$0.00

Starting date 7/1/2023 Ending date 10/31/2023 Fund: 30 CAPITAL PROJECTS FUNDS

Fund Balance:

Appropriated:

753,754 Reserve for Encumbrances \$0.00

Reserved Fund Balance:

761	Capital Reserve Account - July 1	\$0.00	
604	Add: Increase in Capital Reserve	\$0.00	
307	Less: Bud. w/d Cap. Reserve Eligible Costs	\$0.00	
309	Less: Bud. w/d Cap. Reserve Excess Costs	\$0.00	
317	Less: Bud. w/d cap. Reserve Debt Service	\$0.00	\$0.00
762	Reserve for Adult Education		\$0.00
763	Sale/Leaseback Reserve Account - July 1	\$0.00	
605	Add: Increase in Sale/Leaseback Reserve	\$0.00	
308	Less: Bud w/d Sale/Leaseback Reserve	\$0.00	\$0.00
764	Maintenance Reserve Account - July 1	\$0.00	
606	Add: Increase in Maintenance Reserve	\$0.00	
310	Less: Bud. w/d from Maintenance Reserve	\$0.00	\$0.00
765	Tuition Reserve Account - July 1	\$0.00	
311	Less: Bud. w/d from Tuition Reserve	\$0.00	\$0.00
766	Reserve for Cur. Exp. Emergencies - July 1	\$0.00	
607	Add: Increase in Cur. Exp. Emer. Reserve	\$0.00	
312	Less: Bud. w/d from Cur. Exp. Emer. Reserve	\$0.00	\$0.00
755	Reserve for Bus Advertising - July 1	\$0.00	
610	Add: Increase in Bus Advertising Reserve	\$0.00	
315	Less: Bud. w/d from Bus Advertising Reserve	\$0.00	\$0.00
756	Federal Impact Aid (General) - July 1	\$0.00	
611	Add: Increase in Federal Impact Aid (General)	\$0.00	
318	Less: Bud. w/d from Federal Impact Aid (Gen.)	\$0.00	\$0.00
757	Federal Impact Aid (Capital) - July 1	\$0.00	
612	Add: Increase in Federal Impact Aid (Capital)	\$0.00	
319	Less: Bud. w/d from Federal Impact Aid (Cap.)	\$0.00	\$0.00
769	Unemployment Fund - July 1	\$0.00	
	Add: Increase in Unemployment Fund	\$0.00	
678	Less: Bud. w/d from Unemployment Fund	\$0.00	\$0.00
750-752,76x	Other reserves		\$0.00
601	Appropriations	\$0.00	
602	Less: Expenditures	\$0.00	
	Less: Encumbrances	\$0.00	\$0.00
	Total appropriated		\$0.00

Unappropriated:

770	Fund balance, July 1	\$0.00	
771	Designated fund balance		\$0.00
303	Budgeted fund balance		\$0.00

Total fund balance \$0.00


Total liabilities and fund equity \$0.00

Starting date 7/1/2023 Ending date 10/31/2023 Fund: 30 CAPITAL PROJECTS FUNDS

Recapitulation of Budgeted Fund Balance:

	<u>Budgeted</u>	<u>Actual</u>	<u>Variance</u>
Appropriations	\$0.00	\$0.00	\$0.00
Revenues	\$0.00	\$0.00	\$0.00
Subtotal	<u>\$0.00</u>	<u>\$0.00</u>	<u>\$0.00</u>
Change in Capital Reserve Account:			
Plus - Increase in reserve	\$0.00	\$0.00	\$0.00
Less - Withdrawal from reserve	\$0.00	\$0.00	\$0.00
Subtotal	<u>\$0.00</u>	<u>\$0.00</u>	<u>\$0.00</u>
Change in Sale/Leaseback Account:			
Plus - Increase in reserve	\$0.00	\$0.00	\$0.00
Less - Withdrawal from reserve	\$0.00	\$0.00	\$0.00
Subtotal	<u>\$0.00</u>	<u>\$0.00</u>	<u>\$0.00</u>
Change in Maintenance Reserve Account:			
Plus - Increase in reserve	\$0.00	\$0.00	\$0.00
Less - Withdrawal from reserve	\$0.00	\$0.00	\$0.00
Subtotal	<u>\$0.00</u>	<u>\$0.00</u>	<u>\$0.00</u>
Change in Emergency Reserve Account:			
Plus - Increase in reserve	\$0.00	\$0.00	\$0.00
Less - Withdrawal from reserve	\$0.00	\$0.00	\$0.00
Subtotal	<u>\$0.00</u>	<u>\$0.00</u>	<u>\$0.00</u>
Change in Tuition Reserve Account:			
Plus - Increase in reserve	\$0.00	\$0.00	\$0.00
Less - Withdrawal from reserve	\$0.00	\$0.00	\$0.00
Subtotal	<u>\$0.00</u>	<u>\$0.00</u>	<u>\$0.00</u>
Change in Bus Advertising Reserve Account:			
Plus - Increase in reserve	\$0.00	\$0.00	\$0.00
Less - Withdrawal from reserve	\$0.00	\$0.00	\$0.00
Subtotal	<u>\$0.00</u>	<u>\$0.00</u>	<u>\$0.00</u>
Change in Federal Impact Aid (General):			
Plus - Increase in reserve	\$0.00	\$0.00	\$0.00
Less - Withdrawal from reserve	\$0.00	\$0.00	\$0.00
Subtotal	<u>\$0.00</u>	<u>\$0.00</u>	<u>\$0.00</u>
Change in Federal Impact Aid (Capital):			
Plus - Increase in reserve	\$0.00	\$0.00	\$0.00
Less - Withdrawal from reserve	\$0.00	\$0.00	\$0.00
Subtotal	<u>\$0.00</u>	<u>\$0.00</u>	<u>\$0.00</u>
Less: Adjustment for prior year	\$0.00	\$0.00	\$0.00
Budgeted fund balance	<u>\$0.00</u>	<u>\$0.00</u>	<u>\$0.00</u>

Prepared and submitted by :



Board Secretary

11/13/23

Date

Starting date 7/1/2023 Ending date 10/31/2023 Fund: 30 CAPITAL PROJECTS FUNDS

Starting date 7/1/2023 Ending date 10/31/2023 Fund: 40 DEBT SERVICE FUNDS

Assets and Resources

Assets:

101	Cash in bank		\$305,628.02
102-106	Cash Equivalents		\$0.00
108	Impact Aid Reserve (General)		\$0.00
109	Impact Aid Reserve (Capital)		\$0.00
111	Investments		\$0.00
112	Unamortized Premums on Investments		\$0.00
113	Unamortized Discounts on Investments		\$0.00
114	Interest Receivable on Investments		\$0.00
115	Accrued Interest on Investments		\$0.00
116	Capital Reserve Account		\$0.00
117	Maintenance Reserve Account		\$0.00
118	Emergency Reserve Account		\$0.00
121	Tax levy Receivable		\$760,479.36

Accounts Receivable:

132	Interfund	\$0.00	
141	Intergovernmental - State	\$536,018.00	
142	Intergovernmental - Federal	\$0.00	
143	Intergovernmental - Other	\$0.00	
153, 154	Other (net of estimated uncollectable of \$ _____)	\$0.00	\$536,018.00

Loans Receivable:

131	Interfund	\$0.00	
151, 152	Other (Net of estimated uncollectable of \$ _____)	\$0.00	\$0.00
161	Bond Proceeds Receivable		\$0.00
171	Inventories for Consumption		\$0.00
172	Inventories for Resale		\$0.00
181	Prepaid Expenses		\$0.00
191	Deposits		\$0.00
192	Deferred Expenditures		\$0.00
199, xxx	Other Current Assets		\$0.00

Resources:

301	Estimated Revenues	\$1,714,250.00	
302	Less Revenues	(\$1,714,250.00)	\$0.00

Total assets and resources **\$1,602,125.38**

Starting date 7/1/2023 Ending date 10/31/2023 Fund: 40 DEBT SERVICE FUNDS

Liabilities and Fund Equity

Liabilities:

401	Interfund Loans Payable	\$0.00
402	Interfund Accounts Payable	\$0.00
411	Intergovernmental Accounts Payable - State	\$0.00
412	Intergovernmental Accounts Payable - Federal	\$0.00
413	Intergovernmental Accounts Payable - Other	\$0.00
421	Accounts Payable	\$0.00
422	Judgments Payable	\$0.00
431	Contracts Payable	\$0.00
451	Loans Payable	\$0.00
471	Payroll Deductions and Withholdings	\$0.00
481	Deferred Revenues	\$0.00
580	Unemployment Trust Fund Liability	\$0.00
499, xxx	Other Current Liabilities	\$0.00
Total liabilities		\$0.00

Starting date 7/1/2023 Ending date 10/31/2023 Fund: 40 DEBT SERVICE FUNDS

Fund Balance:

Appropriated:

753,754 Reserve for Encumbrances \$0.00

Reserved Fund Balance:

761	Capital Reserve Account - July 1	\$0.00	
604	Add: Increase in Capital Reserve	\$0.00	
307	Less: Bud. w/d Cap. Reserve Eligible Costs	\$0.00	
309	Less: Bud. w/d Cap. Reserve Excess Costs	\$0.00	
317	Less: Bud. w/d cap. Reserve Debt Service	\$0.00	\$0.00
762	Reserve for Adult Education		\$0.00
763	Sale/Leaseback Reserve Account - July 1	\$0.00	
605	Add: Increase in Sale/Leaseback Reserve	\$0.00	
308	Less: Bud w/d Sale/Leaseback Reserve	\$0.00	\$0.00
764	Maintenance Reserve Account - July 1	\$0.00	
606	Add: Increase in Maintenance Reserve	\$0.00	
310	Less: Bud. w/d from Maintenance Reserve	\$0.00	\$0.00
765	Tuition Reserve Account - July 1	\$0.00	
311	Less: Bud. w/d from Tuition Reserve	\$0.00	\$0.00
766	Reserve for Cur. Exp. Emergencies - July 1	\$0.00	
607	Add: Increase in Cur. Exp. Emer. Reserve	\$0.00	
312	Less: Bud. w/d from Cur. Exp. Emer. Reserve	\$0.00	\$0.00
755	Reserve for Bus Advertising - July 1	\$0.00	
610	Add: Increase in Bus Advertising Reserve	\$0.00	
315	Less: Bud. w/d from Bus Advertising Reserve	\$0.00	\$0.00
756	Federal Impact Aid (General) - July 1	\$0.00	
611	Add: Increase in Federal Impact Aid (General)	\$0.00	
318	Less: Bud. w/d from Federal Impact Aid (Gen.)	\$0.00	\$0.00
757	Federal Impact Aid (Capital) - July 1	\$0.00	
612	Add: Increase in Federal Impact Aid (Capital)	\$0.00	
319	Less: Bud. w/d from Federal Impact Aid (Cap.)	\$0.00	\$0.00
769	Unemployment Fund - July 1	\$0.00	
	Add: Increase in Unemployment Fund	\$0.00	
678	Less: Bud. w/d from Unemployment Fund	\$0.00	\$0.00
750-752,76x	Other reserves		\$0.00

601	Appropriations		\$1,714,250.00
602	Less: Expenditures	(\$112,125.00)	
	Less: Encumbrances	\$0.00	(\$112,125.00)
	Total appropriated		\$1,602,125.00

Unappropriated:

770	Fund balance, July 1	\$0.38
771	Designated fund balance	\$0.00
303	Budgeted fund balance	\$0.00

	Total fund balance	\$1,602,125.38
	Total liabilities and fund equity	<u>\$1,602,125.38</u>

Starting date 7/1/2023 Ending date 10/31/2023 Fund: 40 DEBT SERVICE FUNDS

Recapitulation of Budgeted Fund Balance:

	<u>Budgeted</u>	<u>Actual</u>	<u>Variance</u>
Appropriations	\$1,714,250.00	\$112,125.00	\$1,602,125.00
Revenues	(\$1,714,250.00)	(\$1,714,250.00)	\$0.00
Subtotal	<u>\$0.00</u>	<u>(\$1,602,125.00)</u>	<u>\$1,602,125.00</u>
Change in Capital Reserve Account:			
Plus - Increase in reserve	\$0.00	\$0.00	\$0.00
Less - Withdrawal from reserve	\$0.00	\$0.00	\$0.00
Subtotal	<u>\$0.00</u>	<u>(\$1,602,125.00)</u>	<u>\$1,602,125.00</u>
Change in Sale/Leaseback Account:			
Plus - Increase in reserve	\$0.00	\$0.00	\$0.00
Less - Withdrawal from reserve	\$0.00	\$0.00	\$0.00
Subtotal	<u>\$0.00</u>	<u>(\$1,602,125.00)</u>	<u>\$1,602,125.00</u>
Change in Maintenance Reserve Account:			
Plus - Increase in reserve	\$0.00	\$0.00	\$0.00
Less - Withdrawal from reserve	\$0.00	\$0.00	\$0.00
Subtotal	<u>\$0.00</u>	<u>(\$1,602,125.00)</u>	<u>\$1,602,125.00</u>
Change in Emergency Reserve Account:			
Plus - Increase in reserve	\$0.00	\$0.00	\$0.00
Less - Withdrawal from reserve	\$0.00	\$0.00	\$0.00
Subtotal	<u>\$0.00</u>	<u>(\$1,602,125.00)</u>	<u>\$1,602,125.00</u>
Change in Tuition Reserve Account:			
Plus - Increase in reserve	\$0.00	\$0.00	\$0.00
Less - Withdrawal from reserve	\$0.00	\$0.00	\$0.00
Subtotal	<u>\$0.00</u>	<u>(\$1,602,125.00)</u>	<u>\$1,602,125.00</u>
Change in Bus Advertising Reserve Account:			
Plus - Increase in reserve	\$0.00	\$0.00	\$0.00
Less - Withdrawal from reserve	\$0.00	\$0.00	\$0.00
Subtotal	<u>\$0.00</u>	<u>(\$1,602,125.00)</u>	<u>\$1,602,125.00</u>
Change in Federal Impact Aid (General):			
Plus - Increase in reserve	\$0.00	\$0.00	\$0.00
Less - Withdrawal from reserve	\$0.00	\$0.00	\$0.00
Subtotal	<u>\$0.00</u>	<u>(\$1,602,125.00)</u>	<u>\$1,602,125.00</u>
Change in Federal Impact Aid (Capital):			
Plus - Increase in reserve	\$0.00	\$0.00	\$0.00
Less - Withdrawal from reserve	\$0.00	\$0.00	\$0.00
Subtotal	<u>\$0.00</u>	<u>(\$1,602,125.00)</u>	<u>\$1,602,125.00</u>
Less: Adjustment for prior year	\$0.00	\$0.00	\$0.00
Budgeted fund balance	<u>\$0.00</u>	<u>(\$1,602,125.00)</u>	<u>\$1,602,125.00</u>

Prepared and submitted by :



Board Secretary

11/13/23
 Date

Starting date 7/1/2023 Ending date 10/31/2023 Fund: 40 DEBT SERVICE FUNDS

Revenues:		Org Budget	Transfers	Budget Est	Actual	Over/Under	Unrealized
00885	Total Revenues from Local Sources	1,140,719	0	1,140,719	1,140,719		0
0093A	Other	573,531	0	573,531	573,531		0
	Total	1,714,250	0	1,714,250	1,714,250		0

Expenditures:		Org Budget	Transfers	Adj Budget	Expended	Encumber	Available
89660	Total Regular Debt Service	1,714,250	0	1,714,250	112,125	0	1,602,125
	Total	1,714,250	0	1,714,250	112,125	0	1,602,125

Transfers by Account Code

Berkeley Heights BOE

Start date 7/1/2023

Period date

9/1/2023

End date 9/30/2023

Expenditure

		Original amt	Prior xfer	Period xfer	Adjusted amt	% Chg
FUND 11 GENERAL CURRENT EXPENSE						
11-000-100-566-000-00-000	TUITION TO PRIVATE SCH/SPECIAL	\$879,263.00	\$0.00	(\$115,000.00)	\$764,263.00	-13.1%
13456	11-000-219-390-000-11-000 RECLASSIFY OOD TUIT FOR IN DIS		09/19/23	(\$115,000.00)		
11-000-213-300-000-14-000	PURCH PROF SVCS HEALTH	\$5,000.00	\$2,304.00	\$7,000.00	\$14,304.00	186.1%
13438	11-000-213-500-239-14-000 NURSING SERVICES		09/01/23	\$7,000.00		
11-000-213-500-239-14-000	PURCH SVCS. HEALTH - SYSTEM	\$41,500.00	\$0.00	(\$7,000.00)	\$34,500.00	-16.9%
13438	11-000-213-300-000-14-000 NURSING SERVICES		09/01/23	(\$7,000.00)		
11-000-219-390-000-11-000	CST OTHER PURCH SERVICES	\$59,753.00	\$6,000.00	\$264,934.00	\$330,687.00	453.4%
13455	----- EXTRAORDINARY AID ALLOCATION		09/15/23	\$149,934.00		
13456	11-000-100-566-000-00-000 RECLASSIFY OOD TUIT FOR IN DIS		09/19/23	\$115,000.00		
11-000-223-500-000-09-000	CONF/WORKSHOP REIM-COLUMBIA MS	\$0.00	\$0.00	\$430.00	\$430.00	0.0%
13461	----- CMS MEMBERSHIP		09/27/23	\$430.00		
11-000-230-340-010-00-000	OTHER PURCHASED SERVICES	\$70,000.00	\$0.00	(\$6,839.00)	\$63,161.00	-9.8%
13483	11-000-230-590-000-00-000 INSURANCE UNDER BUDGETED		09/07/23	(\$6,839.00)		
11-000-230-590-000-00-000	LIABILITY INSURANCE	\$315,875.00	\$0.00	\$7,109.00	\$322,984.00	2.3%
13483	11-000-230-340-010-00-000 INSURANCE UNDER BUDGETED		09/07/23	\$6,839.00		
13483	11-000-230-590-001-00-000 INSURANCE UNDER BUDGETED		09/07/23	\$270.00		
11-000-230-590-001-00-000	FIDELITY BONDS	\$3,000.00	\$0.00	(\$270.00)	\$2,730.00	-9.0%
13483	11-000-230-590-000-00-000 INSURANCE UNDER BUDGETED		09/07/23	(\$270.00)		
11-000-240-103-000-00-000	SALARIES SUB PRINCIPALS	\$14,998.00	\$0.00	(\$3,374.50)	\$11,623.50	-22.5%
13482	11-000-240-500-000-03-000 PRINT BID NOT BUDGETED		09/07/23	(\$1,050.50)		
13482	11-000-240-500-000-05-000 PRINT BID NOT BUDGETED		09/07/23	(\$425.00)		
13482	11-000-240-500-000-09-000 PRINT BID NOT BUDGETED		09/07/23	(\$492.00)		
13482	11-000-240-500-000-10-000 PRINT BID NOT BUDGETED		09/07/23	(\$985.00)		
13482	11-000-240-890-000-09-000 PRINT BID NOT BUDGETED		09/07/23	(\$422.00)		
11-000-240-103-000-01-000	SAL PRINCIPAL-MKMECC	\$176,444.00	\$1,974.66	(\$22,000.00)	\$156,418.66	-11.3%
13452	----- PAYROLL TRANSFERS		09/13/23	(\$22,000.00)		
11-000-240-105-000-09-000	SAL SECRETARY/CLERICAL-COLUMBI	\$113,003.00	\$0.00	(\$2,000.00)	\$111,003.00	-1.8%
13452	----- PAYROLL TRANSFERS		09/13/23	(\$2,000.00)		
11-000-240-105-000-09-114	SAL - CMS SECRETARY SUBSTITUTE	\$1,600.00	\$0.00	\$2,000.00	\$3,600.00	125.0%
13452	----- PAYROLL TRANSFERS		09/13/23	\$2,000.00		
11-000-240-199-000-00-000	ADMIN VACATION PAYOUT	\$5,000.00	\$2,000.00	\$22,000.00	\$29,000.00	480.0%
13452	----- PAYROLL TRANSFERS		09/13/23	\$22,000.00		
11-000-240-500-000-03-000	OTHER PURCH SVCS - HUGHES	\$0.00	\$0.00	\$1,050.50	\$1,050.50	0.0%
13482	11-000-240-103-000-00-000 PRINT BID NOT BUDGETED		09/07/23	\$1,050.50		
11-000-240-500-000-05-000	OTHER PURCH SVCS - WW	\$0.00	\$0.00	\$425.00	\$425.00	0.0%
13482	11-000-240-103-000-00-000 PRINT BID NOT BUDGETED		09/07/23	\$425.00		
11-000-240-500-000-09-000	OTHER PURCH SVCS - CMS	\$0.00	\$0.00	\$492.00	\$492.00	0.0%
13482	11-000-240-103-000-00-000 PRINT BID NOT BUDGETED		09/07/23	\$492.00		

Start date 7/1/2023 Period date 9/1/2023 End date 9/30/2023

Expenditure

	Original amt	Prior xfer	Period xfer	Adjusted amt	% Chg
FUND 11 GENERAL CURRENT EXPENSE					
11-000-240-500-000-10-000	\$0.00	\$0.00	\$985.00	\$985.00	0.0%
13482		09/07/23	\$985.00		
OTHER PURCH SVCS - GLHS					
11-000-240-103-000-00-000					
PRINT BID NOT BUDGETED					
11-000-240-890-000-09-000	\$1,698.00	\$30.00	\$487.00	\$2,215.00	30.4%
13482		09/07/23	\$422.00		
13461		09/27/23	\$65.00		
CMS MEMBERSHIP					
11-000-261-610-000-00-000	\$81,000.00	\$2,753.14	(\$175.00)	\$83,578.14	3.2%
13465		09/29/23	(\$175.00)		
REQ MAINT SUPPLIES- MAINT DEPT					
11-000-291-290-000-12-000					
UNIFORMS FOR MAINT					
11-000-263-300-050-00-000	\$2,500.00	\$4,446.57	\$10,500.00	\$17,446.57	597.9%
13454		09/18/23	\$10,500.00		
GROUNDS PURCHASE SERVICES					
11-190-100-320-001-10-069					
FOR SECURITY AUDIT					
11-000-291-290-000-12-000	\$14,800.00	\$0.00	\$175.00	\$14,975.00	1.2%
13465		09/29/23	\$175.00		
OTHER EMPL BENEFITS UNIFORMS					
11-000-261-610-000-00-000					
UNIFORMS FOR MAINT					
11-190-100-320-000-01-000	\$4,654.00	\$0.00	\$260.00	\$4,914.00	5.6%
13449		09/07/23	\$260.00		
PURCH PROF EDUC SVCS - MKM					
11-190-100-610-001-01-000					
MKM -- LEARNING A-Z					
11-190-100-320-001-10-069	\$15,766.00	\$0.00	(\$10,500.00)	\$5,266.00	-66.6%
13454		09/18/23	(\$10,500.00)		
PURCH PROF ED SVCS MATH GLHS					
11-000-263-300-050-00-000					
FOR SECURITY AUDIT					
11-190-100-610-001-01-000	\$25,638.00	\$0.00	(\$260.00)	\$25,378.00	-1.0%
13449		09/07/23	(\$260.00)		
SUPPLIES - MKM ECC					
11-190-100-320-000-01-000					
MKM - LEARNING A-Z					
11-190-100-610-001-09-032	\$325.00	\$0.00	(\$108.17)	\$216.83	-33.3%
13462		09/27/23	(\$108.17)		
SUPPLIES - COMM. SKILLS CMS					
11-190-100-890-000-09-000					
CMS STANJ MEMBERSHIP					
11-190-100-610-001-09-033	\$749.00	\$0.00	(\$430.00)	\$319.00	-57.4%
13461		09/27/23	(\$430.00)		
SUPPLIES - COMPUTERS CMS					
11-190-100-610-001-09-071					
CMS MEMBERSHIP					
11-190-100-610-001-09-071	\$5,559.00	\$0.00	(\$70.00)	\$5,489.00	-1.3%
13462		09/27/23	(\$70.00)		
SUPPLIES - INST. MUSIC CMS					
11-190-100-890-000-09-000					
CMS STANJ MEMBERSHIP					
11-190-100-610-001-09-102	\$1,100.00	\$0.00	(\$65.00)	\$1,035.00	-5.9%
13461		09/27/23	(\$65.00)		
SUPPLIES - WORLD LANGUAGE CMS					
11-190-100-610-001-09-071					
CMS MEMBERSHIP					
11-190-100-610-001-10-072	\$9,361.00	\$479.99	(\$831.00)	\$9,009.99	-3.7%
13450		09/07/23	(\$31.00)		
13451		09/12/23	(\$800.00)		
SUPPLIES - MUSIC (REG) GLHS					
11-190-100-890-000-10-000					
GLHS MUSIC MEMBERSHIP					
11-401-100-600-000-10-000					
MARCHING BAND FLAGS'					
11-190-100-890-000-09-000	\$0.00	\$0.00	\$178.17	\$178.17	0.0%
13462		09/27/23	\$108.17		
TEACHER DUES/FEEES - CMS					
11-190-100-610-001-09-032					
CMS STANJ MEMBERSHIP					
11-190-100-610-001-09-071					
CMS STANJ MEMBERSHIP					
11-190-100-890-000-10-000	\$368.00	\$0.00	\$31.00	\$399.00	8.4%
13450		09/07/23	\$31.00		
TCHR MEMBERSHIPS/DUES - GLHS					
11-190-100-610-001-10-072					
GLHS MUSIC MEMBERSHIP					
11-401-100-600-000-10-000	\$6,490.00	\$400.00	\$800.00	\$7,690.00	18.5%
13451		09/12/23	\$800.00		
GL STUDENT ACTIVITIES-SUPP/MAT					
11-190-100-610-001-10-072					
MARCHING BAND FLAGS'					
Total for Just Accounts Listed	\$1,855,444.00	\$20,388.36	\$149,934.00	\$2,025,766.36	9%

Expenditure

Start date 7/1/2023 Period date 9/1/2023 End date 9/30/2023

	Original amt	Prior xfer	Period xfer	Adjusted amt	% Chg
FUND 20 SPECIAL REVENUE FUNDS					
20-190-263-500-000-10-000	\$0.00	\$0.00	\$17,800.00	\$17,800.00	0.0%
13467		09/15/23	\$17,800.00		
LOCAL GRANTS - ATHLETIC FIELDS					

BOOSTER CLUB DONATION					
20-487-100-100-000-00-000	\$24,000.00	(\$18,855.00)	\$55,200.00	\$60,345.00	151.4%
13453		09/15/23	\$55,200.00		
ARP NON TITLE I SALARIES					

ARP NONTITLE I AMENDMENT					
20-487-200-200-000-00-000	\$1,836.00	(\$1,442.41)	\$4,223.00	\$4,616.59	151.4%
13453		09/15/23	\$4,223.00		
ARP NON TITLE I BENEFITS					

ARP NONTITLE I AMENDMENT					
20-487-200-300-000-00-000	\$36,995.00	\$8,602.50	\$40,577.00	\$86,174.50	132.9%
13453		09/15/23	\$40,577.00		
ARP NON TITLE I PR & TECH SVCS					

ARP NONTITLE I AMENDMENT					
Total for Just Accounts Listed	\$62,831.00	(\$11,694.91)	\$117,800.00	\$168,936.09	169%

Expenditure

Start date 7/1/2023 Period date 10/1/2023 End date 10/31/2023

	Original amt	Prior xfer	Period xfer	Adjusted amt	% Chg
FUND 11 GENERAL CURRENT EXPENSE					
11-000-221-102-000-11-000 13466	SAL - CST DIRECTOR PAYROLL TRANSFERS	\$171,192.00	\$1,915.17 10/11/23	(\$22,864.46) (\$22,864.46)	\$150,242.71 -12.2%
11-000-221-199-000-21-000 13466	SAL - SUPERVISORS VAC PAYOUT PAYROLL TRANSFERS	\$1,000.00	\$0.00 10/11/23	\$22,864.46 \$22,864.46	\$23,864.46 286.4%
11-000-252-100-000-00-000 13480 13481	SAL - ADMIN. INFO TECHNOLOGY TECH PURCHASES BUDGETED IN CAP PAYROLL TRANSFERS	\$191,327.00	\$0.00 10/23/23 10/23/23	(\$47,297.00) (\$28,758.00) (\$18,539.00)	\$144,030.00 -24.7%
11-000-252-199-000-00-000 13481	TECHNOLOGY VACATION PAYOUT PAYROLL TRANSFERS	\$2,000.00	\$0.00 10/23/23	\$18,539.00 \$18,539.00	\$20,539.00 927.7%
11-000-252-600-000-15-000 13480	TECHNOLOGY SUPPLIES TECH PURCHASES BUDGETED IN CAP	\$12,000.00	\$0.00 10/23/23	\$20,000.00 \$20,000.00	\$32,000.00 166.7%
11-000-262-290-000-00-000 13497	B & G UNIFORMS BUDGETING ADJUSTEMENTS	\$0.00	\$10,425.33 10/31/23	\$175.00 \$175.00	\$10,600.33 0%
11-000-262-610-660-09-000 13497	CUSTODIAL SUPP - COLUMBIA M.S. BUDGETING ADJUSTEMENTS	\$24,800.00	\$0.00 10/31/23	(\$175.00) (\$175.00)	\$24,625.00 -0.7%
11-000-291-280-000-00-130 13471	SUMMER TUITION REIMBURSEMENT SUMMER TUITION BALANCE	\$23,333.00	\$0.00 10/18/23	(\$2,351.56) (\$2,351.56)	\$20,981.44 -10.1%
11-000-291-280-000-00-132 13471	FALL TUITION REIMBURSEMENT SUMMER TUITION BALANCE	\$23,333.00	\$0.00 10/18/23	\$2,351.56 \$2,351.56	\$25,684.56 10.1%
11-190-100-610-001-09-003 13497	SUPPLIES - CMS GENERAL BUDGETING ADJUSTEMENTS	\$4,000.00	\$0.00 10/31/23	(\$110.00) (\$110.00)	\$3,890.00 -2.8%
11-190-100-610-001-09-057 13497	SUPPLIES - HEALTH CMS BUDGETING ADJUSTEMENTS	\$0.00	\$0.00 10/31/23	\$110.00 \$110.00	\$110.00 0%
11-190-100-610-001-10-003 13497	SUPPLIES - GLHS GENERAL BUDGETING ADJUSTEMENTS	\$4,920.00	\$0.00 10/31/23	(\$78.00) (\$78.00)	\$4,842.00 -1.6%
11-190-100-610-001-10-081 13497	SUPPLIES - PHYS. ED. GLHS BUDGETING ADJUSTEMENTS	\$3,470.00	\$1,699.16 10/31/23	\$78.00 \$78.00	\$5,247.16 51.2%
11-190-100-610-001-15-000 13480	SUPPLIES - TECHNOLOGY TECH PURCHASES BUDGETED IN CAP	\$20,806.00	\$145,700.00 10/23/23	\$28,758.00 \$28,758.00	\$195,264.00 838.5%
11-204-100-610-000-09-000 13497	GEN SUPP- LLD CMS BUDGETING ADJUSTEMENTS	\$0.00	\$0.00 10/31/23	\$36.00 \$36.00	\$36.00 0%
11-204-100-610-000-10-000 13497	GEN SUP-LLD-GLHS BUDGETING ADJUSTEMENTS	\$2,090.00	\$0.00 10/31/23	(\$36.00) (\$36.00)	\$2,054.00 -1.7%
11-207-100-106-000-10-000 13466	SAL - GLHS INTERPRETERS PAYROLL TRANSFERS	\$254,440.00	\$0.00 10/11/23	(\$10,000.00) (\$10,000.00)	\$244,440.00 -3.9%
11-207-100-106-000-10-001 13466	SAL-GLHS DHH OVERTIME/SUBS PAYROLL TRANSFERS	\$20,000.00	\$0.00 10/11/23	\$10,000.00 \$10,000.00	\$30,000.00 50%

Expenditure

10/1/2023 End date 10/31/2023

7/1/2023 Period date

	Original amt	Prior xfer	Period xfer	Adjusted amt	% Chg
FUND 11 GENERAL CURRENT EXPENSE					
11-402-100-500-001-10-000 PURCHASED SVCS-OTHER	\$6,000.00	\$1,405.50	\$125.00	\$7,530.50	25.5%
13497 BUDGETING ADJUSTEMENTS		10/31/23	\$125.00		
11-402-100-500-001-10-117 GLHS PURCH SVC - RECONDITION	\$0.00	\$9,491.15	(\$125.00)	\$9,366.15	0.0%
13497 BUDGETING ADJUSTEMENTS		10/31/23	(\$125.00)		
Total for Just Accounts Listed	\$764,711.00	\$170,636.31	\$20,000.00	\$955,347.31	25%

Expenditure

Period date 10/1/2023 End date 10/31/2023

Start date 7/1/2023

	Original amt	Prior xfer	Period xfer	Adjusted amt	% Chg
FUND 12 CAPITAL OUTLAY					
12-000-252-730-000-15-000	\$237,707.00	(\$27,000.00)	(\$23,700.00)	\$187,007.00	-21.3%
13480		10/23/23	(\$20,000.00)		
13484		10/23/23	(\$3,700.00)		
13485		10/15/23	\$13,000.00		
12-000-400-450-000-01-000	\$19,500.00	\$0.00	\$13,000.00	\$32,500.00	66.7%
12-000-400-600-000-00-000	\$565,850.00	\$0.00	(\$13,000.00)	\$552,850.00	-2.3%
12-000-400-450-000-01-000	\$0.00	10/15/23	(\$13,000.00)		
12-401-100-730-000-10-000	\$0.00	\$0.00	\$3,700.00	\$3,700.00	0.0%
13485		10/23/23	\$3,700.00		
13484					
Total for Just Accounts Listed	\$823,057.00	(\$27,000.00)	(\$20,000.00)	\$776,057.00	-6%

REPORT OF THE TREASURER
Berkeley Heights Board Of Education
For the Month Ended: September 2023

Pre Audit

CASH REPORT

	#1 Beginning Cash Balance	#2 Cash Receipts This Month	#3 Cash Disbursements This Month	JE's / Redistribution RECAP	#4 Ending Cash Balances (1+2-3)
FUND 10-General Fund					
General Fund-Checking (A)	\$11,159,174.30	\$5,336,421.99	\$5,688,685.89		\$10,806,910.40
Claims Acct - CMP & Diff Card	334,400.17	597,580.02	611,453.40		\$320,526.79
Cash Account	3,500.00				\$3,500.00
Athletics	50.00				\$50.00
Cash with Fiscal Agents (LP)	137,677.04				\$137,677.04
Cash Payroll	1,000.00				\$1,000.00
Activity Fee Account	125,246.50	16,639.25	91,340.75		\$50,545.00
Maintenance Reserve Account	501,930.23	763.21			\$502,693.44
Capital Reserve Fund-Savings	2,506,159.41	3,604.75			\$2,509,764.16
Total Fund 10	14,769,137.65	5,955,009.22	6,391,480.04	0.00	\$14,332,666.83
FUND 20-Special Revenue Fund	105,068.47	7,320.00	58,615.94		53,772.53
FUND 30-Capital Projects	-				-
FUND 40-Debt Service Checking	190,120.20	132,572.91	112,125.00		210,568.11
FUND 60-Enterprise Fund					
Checking (A)	13,417.51		7,522.80		\$5,894.71
Other	5,266.89				5,266.89
	18,684.40	0.00	7,522.80		11,161.60
Checking (A)	11,467,780.48	5,476,314.90	5,866,949.63	0.00	11,077,145.75
Trust and Agency Funds:					
FSA Account	12,861.57	7,036.91	9,630.34		\$10,268.14
Payroll	1,000.00	1,945,926.88	1,945,926.88		1,000.00
Payroll Agency	15,419.19	1,725,966.05	1,380,433.12		360,952.12
Total Trust and Agency Funds	29,280.76	3,678,929.84	3,335,990.34	0.00	372,220.26
Total All Funds	\$15,112,291.48	\$9,773,831.97	\$9,905,734.12	\$0.00	\$14,980,389.33

Prepared and Submitted By:

Harold Kessler 10-19-23
 Harold Kessler Date
 Treasurer

REPORT OF THE TREASURER
Berkeley Heights Board Of Education
For the Month Ended: October 2023

Pre Audit

CASH REPORT

	#1 Beginning Cash Balance	#2 Cash Receipts This Month	#3 Cash Disbursements This Month	JE's / Redistribution RECAP	#4 Ending Cash Balances (1+2-3)
FUND 10-General Fund					
General Fund-Checking (A)	\$10,806,910.40	\$5,570,809.91	\$5,447,984.15		\$10,929,736.16
Claims Acct - CMP & Diff Card	320,526.79	570,000.00	734,993.93		\$155,532.86
Cash Account	3,500.00				\$3,500.00
Athletics	50.00				\$50.00
Cash with Fiscal Agents (LP)	137,677.04				\$137,677.04
Cash Payroll	1,000.00				\$1,000.00
Activity Fee Account	50,545.00	26,786.64	50,181.64		\$27,150.00
Maintenance Reserve Account	502,693.44	789.85			\$503,483.29
Capital Reserve Fund-Savings	2,509,764.16	3,730.27			\$2,513,494.43
Total Fund 10	14,332,666.83	6,172,116.67	6,233,159.72	0.00	\$14,271,623.78
FUND 20-Special Revenue Fund	53,772.53	53,926.00	227,421.53		(119,723.00)
FUND 30-Capital Projects	-				-
FUND 40-Debt Service Checking	210,568.11	95,059.91			305,628.02
FUND 60-Enterprise Fund					
Checking (A)	5,894.71	128,000.00	85,599.32		\$48,295.39
Other	5,266.89				5,266.89
	11,161.60	128,000.00	85,599.32		53,562.28
Checking (A)	11,077,145.75	5,847,795.82	5,761,005.00	0.00	11,163,936.57
Trust and Agency Funds:					
FSA Account	10,268.14	6,870.97	5,250.34		\$11,888.77
Payroll	1,000.00	2,063,142.57	2,063,142.57		1,000.00
Payroll Agency	360,952.12	1,750,079.09	1,898,021.80		213,009.41
Total Trust and Agency Funds	372,220.26	3,820,092.63	3,966,414.71	0.00	225,898.18
Total All Funds	\$14,980,389.33	\$10,269,195.21	\$10,512,595.28	\$0.00	\$14,736,989.26

Prepared and Submitted By:

 11/13/23
Harold Kessler Date
Treasurer