

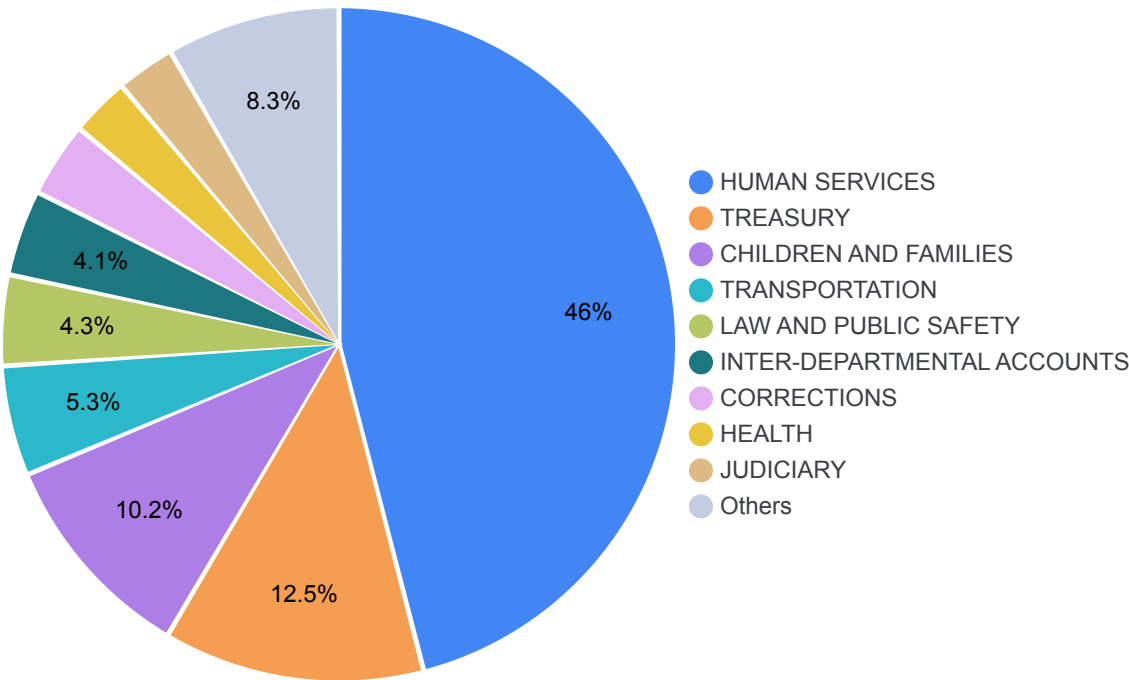


shining a light on local government

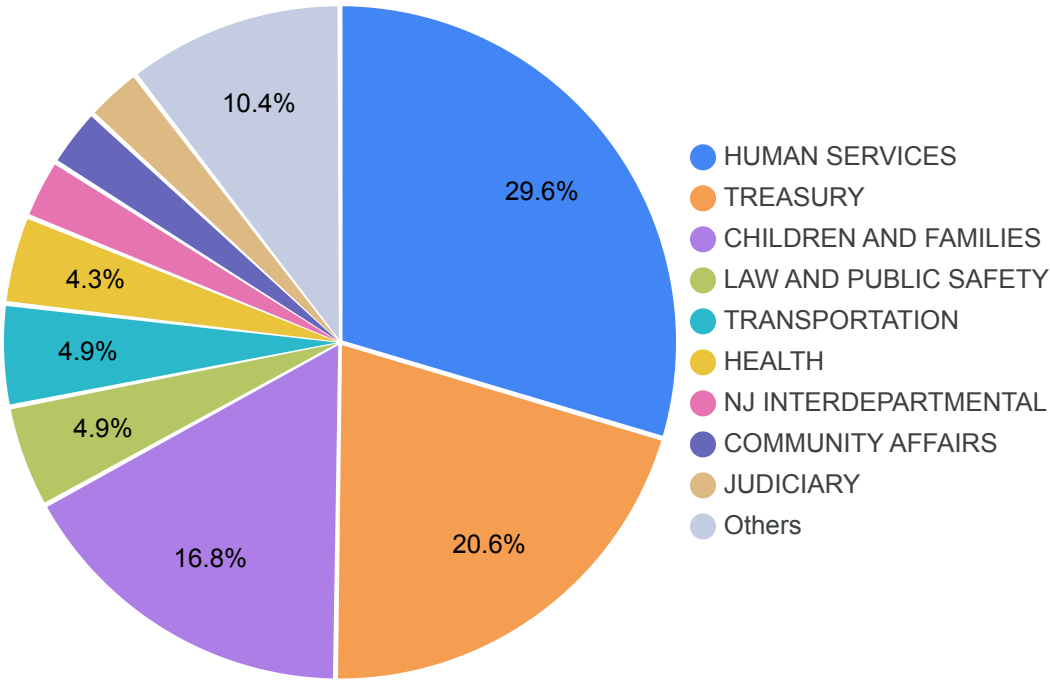
Graph/Table Compilation for 'From Social Services to Software: A Breakdown of NJ State Vendor Spending'

Percentage Share of NJ Agency/Department on Vendors

FY 2005 Through FY 2024



FY 2024



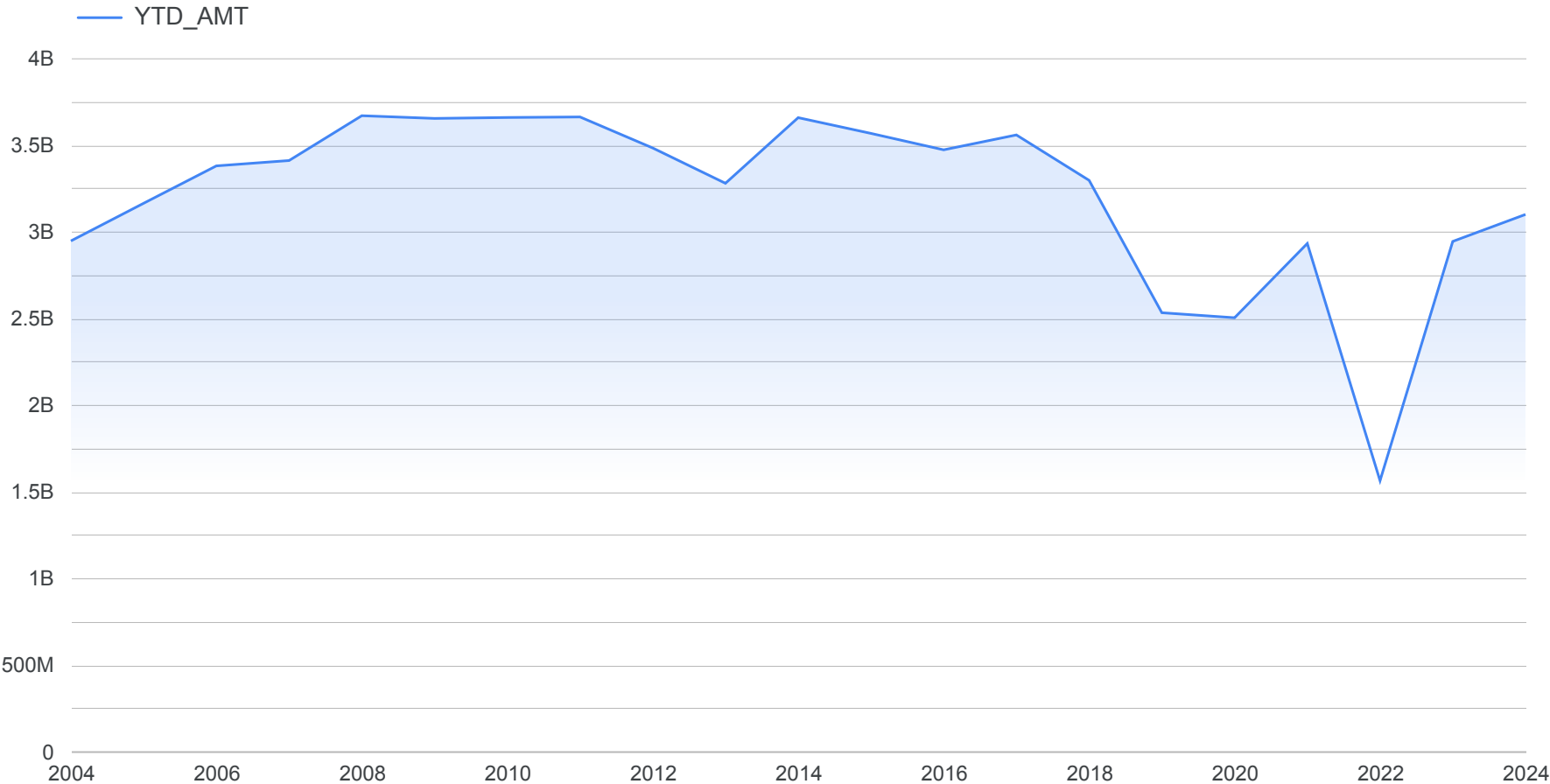
Data Source: New Jersey Office of the State Comptroller, "Your Money" Vendor Payments Database. Accessed via yourmoney.nj.gov.



shining a light on local government

Graph/Table Compilation for 'From Social Services to Software: A Breakdown of NJ State Vendor Spending'

NJ State Spend on Vendors FY 2005 through FY 2024



Data Source: New Jersey Office of the State Comptroller, "Your Money" Vendor Payments Database. Accessed via yourmoney.nj.gov.

Top 25 Vendor by State Spend FY 2005 Through FY 2024

Data Source: New Jersey Office of the State Comptroller, "Your Money"
Vendor Payments Database. Accessed via yourmoney.nj.gov.

1.	TRC ENVIRONMENTAL CORPORATION	1,465,120,799.85
2.	EASTER SEALS NEW JERSEY	1,063,389,688
3.	VERIZON NEW JERSEY	953,432,538.09
4.	GAINWELL TECHNOLOGIES LLC	914,300,243.37
5.	CONDUENT STATE HEALTHCARE LLC	891,078,373.17
6.	HONEYWELL INTERNATIONAL INC	856,001,272
7.	DELL MARKETING L.P.	792,339,106
8.	ENERGYSOLVE LLC	787,818,886
9.	COMPUTER AID INC	662,648,285
10.	IBM	628,666,213.75
11.	PROGRAMS FOR PARENTS	604,660,690
12.	PARSONS COMMERCIAL TECHNOLOGY	601,760,710.88
13.	ADVOSERV OF NEW JERSEY INC	592,837,683
14.	WOODS SERVICES INC.	536,820,546
15.	INSIGHT PUBLIC SECTOR INC	517,040,219.67
16.	CORIZON INC JEFF SHOLEY	515,470,308
17.	BANCROFT	513,080,014
18.	THE DEVEREUX FOUNDATION	501,511,801
19.	SHI INTERNATIONAL	498,044,546.97
20.	ELWYN	483,635,463
21.	COMMUNITY ACCESS UNLIMITED	479,138,333
22.	DELL MARKETING L.P.	475,252,711.89
23.	OAKS INTEGRATED CARE	415,980,199.73
24.	PUBLIC CONSULTING GROUP LLC	408,282,979.29
25.	URBAN LEAGUE OF HUDSON COUNTY INC	406,665,041
Grand total		67,380,638,884.83

Top 25 Vendor by State Spend FY 2024

Data Source: New Jersey Office of the State Comptroller, "Your Money"
Vendor Payments Database. Accessed via yourmoney.nj.gov.

1.. INSIGHT PUBLIC SECTOR INC	323,403,448.14
2.. TRC ENVIRONMENTAL CORPORATION	194,325,077.27
3.. 22ND CENTURY TECHNOLOGIES INC	103,694,265.29
4.. GAINWELL TECHNOLOGIES LLC	102,166,962.44
5.. CONDUENT STATE HEALTHCARE LLC	91,787,053
6.. DELL MARKETING L.P.	88,291,284.97
7.. COMPUTER AID INC	87,756,526.19
8.. MARKETSMITH, INC.	52,993,012.58
9.. CARAHSOFT TECHNOLOGY CORPORATION	41,959,240.57
1.. ACCSES NJ	39,250,123.59
1.. WOODS SERVICES INC.	37,452,781
1.. GRM FACILITIES MGT. INC.	37,179,252.56
1.. PARSONS COMMERCIAL TECHNOLOGY	36,838,263.53
1.. DANA COMMUNICATIONS INC.	35,169,466.77
1.. UNIVERSAL PROTECTION SERVICE LLC DBA ALLIED UNIVERSAL SECURIT	35,072,217.66
1.. MAXIMUS US SERVICES, INC	33,502,637.31
1.. CENTER FOR FAMILY SERVICES	33,159,757
1.. ACENDA, INC.	31,041,439
1.. NAN MCKAY ASSOCIATES	30,000,000
2.. HEALTH MANAGEMENT SYSTEMS INC., THIRD PARTY LIABILITY RECOVER	24,000,000
2.. VERIZON NEW JERSEY	23,595,542.29
2.. NCS PEARSON INC.	23,576,733.72
2.. HERC RENTALS INC.	22,773,413.26
2.. PUBLIC CONSULTING GROUP LLC	19,621,845.53
2.. BUSINESSOLVER.COM, INC	19,620,515.42
Grand total	3,097,005,310.15

Top 25 Vendor Sector by State Spend FY 2005 Through FY 2024

Data Source: New Jersey Office of the State Comptroller, "Your Money" Vendor Payments Database. Accessed via yourmoney.nj.gov.

1.	Social And Related Services	30,914,491,691
2.	Miscellaneous Commodities And Services	7,509,082,103
3.	Computers, Software, Supplies, And Services	3,991,352,026
4.	Administrative, Financial, And Management Services	3,190,908,969
5.	Communication Equipment And Services	2,401,359,487
6.	Consulting Services	2,017,279,910.8
7.	Medical Equipment, Supplies, And Services	1,915,814,828
8.	Maintenance And Repair Of Equipment	1,260,336,585
9.	Safety And Protection Equipment And Related Services	1,093,738,723
10.	Public Works, Park Equipment, And Construction Services	1,019,248,752
11.	Automotive Products, Vehicles, And Services	992,717,841
12.	Food, Equipment, And Related Services	851,031,481
13.	Data Processing, Computer, Programming, And Software Services	809,362,903.28
14.	Computer Software For Microcomputers, Systems, Including Cloud-Based (Preprogrammed)	722,338,938.57
15.	School And Library Equipment, Supplies, And Services	634,403,120
16.	Communications And Media Related Services	591,798,730.23
17.	Financial Services	526,676,078.82
18.	Miscellaneous Services, No. 2 (Not Otherwise Classified)	512,957,062.35
19.	Paper, Printing Equipment, And Related Products And Services	364,057,447
20.	Office Supplies, Related Items, And Services	336,315,255
21.	Highway Road Equipment, Materials, And Related Equipment	328,108,098
22.	Clothing, Textiles, Laundry Equipment, And Supplies	301,340,122
23.	Management And Operation Services	286,436,801.34
24.	Rental And Leasing Services	237,592,895
25.	Furniture And Related Services	223,308,598
Grand total		67,380,638,884.83

Top 25 Vendor Sector by State Spend by FY 2024

Data Source: New Jersey Office of the State Comptroller, "Your Money"
Vendor Payments Database. Accessed via yourmoney.nj.gov.

1.	Social And Related Services	552,203,348
2.	Consulting Services	515,526,861.57
3.	Data Processing, Computer, Programming, And Software Services	251,855,178.99
4.	Communications And Media Related Services	182,016,948.83
5.	Computer Software For Microcomputers, Systems, Including Cloud-Based (Preprogrammed)	176,602,364.46
6.	Miscellaneous Services, No. 2 (Not Otherwise Classified)	111,532,270.79
7.	Financial Services	89,799,673.98
8.	Security, Fire, Safety, And Emergency Services, Including Disaster Document Recovery	60,276,382.05
9.	Management And Operation Services	58,742,021.51
10.	Health Related Services (See Class 952 For Human Services)	42,952,178.21
11.	Educational And Training Services	39,112,419.92
12.	Equipment Maintenance And Repair Services For Computers, Office, Photographic, Radio And Television	35,186,276.74
13.	Building Maintenance, Installation And Repair Services	33,860,208.52
14.	Hospital, Surgical, And Medical Related Accessories And Sundry Items	31,765,565.15
15.	Automobiles, School Buses, Suvs, And Vans, Including Diesel, Gasoline, Electric, Hybrid, And All Oth	26,895,387.28
16.	Computer Hardware And Peripherals For Microcomputers	25,940,985.01
17.	Miscellaneous Services, No. 1 (Not Otherwise Classified)	24,253,495.92
18.	Miscellaneous Commodities And Services	19,774,854
19.	Drugs And Pharmaceuticals	19,317,819.8
20.	Human Services	16,661,109.93
21.	Police, Correctional Facility And Security Access Equipment And Supplies	16,034,196.37
22.	Computer Hardware And Peripherals For Mainframes And Servers	15,633,385.9
23.	Environmental And Ecological Services	14,918,227.01
24.	Medical Equipment, Supplies, And Services	14,748,792
25.	Addressing, Copying, Mimeograph, And Duplicating Machine Supplies: Chemicals, Inks, Paper, Etc.	14,704,614.8
Grand total		3,097,005,310.15